



# AUCTOR&HITA BROKERI AD SKOPJE

## AUCTOR&HITA Daily MSE Report

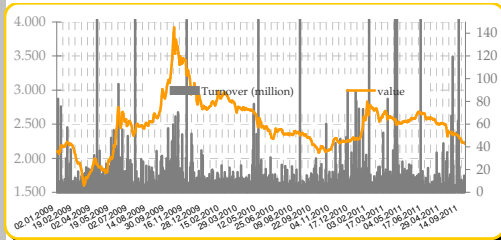
Thursday 04.10.2011



### Market performance

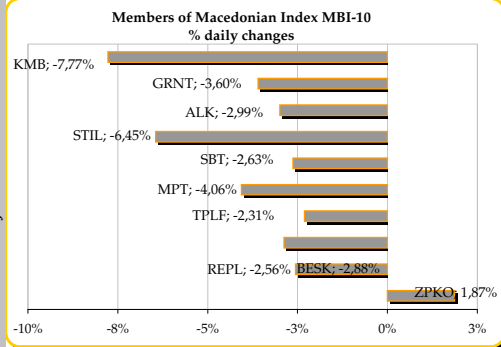
- The total MSE market turnover on 04.10.2011 was MKD 19.422.193 (or EUR 315.757).
- The Macedonian Stock Exchange index MBI-10 and MBID registered a decreased by -4,38% and -0,75%, while index OMB registered an increased by +0,08%.
- Daily winners : 7, losers: 17, no price changes: 6.
- The total number of traded shares was 80.096 shares realized in 158 transactions.

### ▼ MBI-10 index



► MBI-10	
•daily change	▼ -4,38%
•5d change	▼ -5,68%
•30d change	▼ -12,13%
•12m change	▼ -3,35%
Last close value	2.059,92
Previous close value	2.154,20
Net change	-94,28

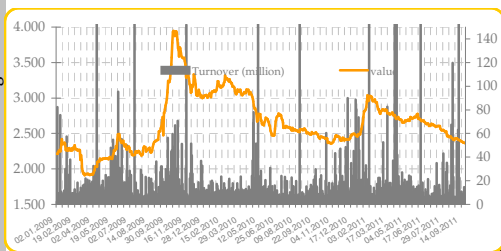
Daily Turnover	MKD	EUR
Official market turnover	16.173.030 MKD	€ 262.976
Regular market turnover	3.249.163 MKD	€ 52.832
Block transactions	0 MKD	€ 0
Mcap-official segment	28.647.513.868 MKD	€ 465.813.234
Mcap-JSC with special reporting obligations	92.902.951.957 MKD	€ 1.510.617.105



**MBI-10 comments:**  
 From 04.10.2011 trading with shares quoted on the MBI-10 index an increased is registered only on the share prices of: ZK Pelagonija AD Skopje (+1,87% - MKD 2.395). From 04.10.2011 trading with shares quoted on the MBI-10 index a decreased is registered on the share prices of: Komercijalna Banka AD Skopje (-7,77% - MKD 2.672), Granit AD Skopje (-3,60% - MKD 511), Alkaloid AD Skopje (-2,99% - MKD 3.805), Makstil AD Skopje (-6,45% - MKD 145), Stopanska Banka AD Bitola (-2,63% - MKD 1.850), Makpetrol AD Skopje (-4,06% - MKD 20.107), Toplifikacija AD Skopje (-2,31% - MKD 2.987), Replek AD Skopje (-2,56% - MKD 38.000) and Beton AD Skopje (-2,88% - MKD 6.410).

Regional Indexes				
Market	Index	Value	Daily Change	
MONTE	MONEX20	11.175,83	▼	0,63%
SASE	Sasx-10	928,98	▼	-0,01%
	Sasx-30	1.020,39	▲	0,01%
BLSE	Birs	927,31	▼	-0,02%
	Firs	1.934,12	▼	-0,41%
ZSE	Crobex	1.817,79	▼	-1,97%
	Crobex10	1.002,47	▼	-2,19%
BELEX	Belex15	530,50	▼	-1,54%
	Belexline	1.048,84	▼	-1,28%
LJSE	SBITOP	624,00	▲	2,44%


### ▼ MBID index



► MBID	
•daily change	▼ -0,75%
•5d change	▼ -2,34%
•30d change	▼ -6,50%
•12m change	▼ -7,30%
Last close value	2.259,98
Previous close value	2.277,08
Net change	-17,10

▲ Top 5 winners					
Ticker	average price	change%	turnover	quantity	transactions
RZUG	11 MKD	10,00%	363 MKD	33	1
MPOL	206 MKD	3,00%	72.100 MKD	350	2
RZIT	51 MKD	2,00%	1.581 MKD	31	1
ZPKO	2.395 MKD	1,87%	1.171.155 MKD	489	4
PKB	4.250 MKD	1,19%	127.500 MKD	30	3

▼ Top 5 losers					
Ticker	average price	change%	turnover	quantity	transactions
KMB	2.672 MKD	-7,77%	5.632.104 MKD	2.108	41
STIL	145 MKD	-6,45%	882.668 MKD	6.102	16
MPT	21.107 MKD	-4,06%	1.139.777 MKD	54	10
GRNT	510,93	-3,60%	996.314 MKD	1.950	12
FERS	40.501 MKD	-3,57%	162.004 MKD	4	2



**MBID comments:**  
 From 04.10.2011 trading with shares quoted on the MBID index an increased is registered on the share prices of : Makedonski Telekom AD Skopje (+0,05% - MKD 505). From 04.10.2011 trading with shares quoted on the MBID index a decreased is registered on the share prices of: Tutunska Banka AD Skopje (-2,42% - MKD 2.976), Stopanska Banka AD Skopje (-1,45% - MKD 177) and OKTA AD Skopje (-2,94% - MKD 1.650). Other shares remain unchanged.

Top 10 turnovers			
Ticker	first open price	last close price	turnover
KMB	2.799 MKD	2.685 MKD	5.632.104 MKD
RMEN04	94,00%	94,00%	2.890.735 MKD
ALK	3.805 MKD	3.805 MKD	2.050.965 MKD
TEL	505 MKD	506 MKD	2.028.575 MKD
ZPKO	2.395 MKD	2.395 MKD	1.171.155 MKD
MPT	21.600 MKD	20.800 MKD	1.139.777 MKD
GRNT	518 MKD	510 MKD	996.314 MKD
STIL	150 MKD	146 MKD	882.668 MKD
BGOR	369 MKD	369 MKD	738.000 MKD
RMEN10	88,00%	89,00%	556.304 MKD

## MBI-10 Stocks

Ticker	Sector	average daily price	daily turnover	% daily change	5 day change	30 day change	12m change	52 week high	52 week low
ALK	pharmaceutical industry	3.805 MKD	2.050.965 MKD	▼ -2,99%	▼ -3,46%	▼ -8,31%	▲ 10,30%	4.600 MKD	3.299 MKD
REPL	pharmaceutical industry	38.000 MKD	76.000 MKD	▼ -2,56%	▼ -2,56%	▼ -3,80%	▲ 4,11%	43.260 MKD	36.000 MKD
GRNT	construction industry	511 MKD	996.314 MKD	▼ -3,60%	▲ 0,38%	▼ -10,37%	▲ 3,15%	698 MKD	456 MKD
BESK	construction industry	6.600 MKD	0 MKD	∅ 0,00%	∅ 0,00%	▼ -8,33%	▼ -5,71%	8.580 MKD	6.300 MKD
KMB	banking sector	2.672 MKD	5.632.104 MKD	▼ -7,77%	▼ -8,36%	▼ -17,80%	▼ -10,97%	3.999 MKD	2.920 MKD
SBT	banking sector	1.850 MKD	74.000 MKD	▼ -2,63%	▼ -9,70%	▼ -18,86%	▼ -28,85%	3.850 MKD	2.351 MKD
ZPKO	food industry	2.395 MKD	1.171.155 MKD	▲ 1,87%	▲ 1,48%	▲ 4,10%	▼ -4,19%	2.529 MKD	1.900 MKD
STIL	metal and steel industry	145 MKD	882.668 MKD	▼ -6,45%	▼ -8,57%	▼ -15,13%	▼ -10,16%	250 MKD	150 MKD
TPLF	services	2.987 MKD	116.500 MKD	▼ -2,31%	▼ -2,12%	▼ -14,20%	▼ -11,50%	4.141 MKD	3.050 MKD
MPT	trading	21.107 MKD	1.139.777 MKD	▼ -4,06%	▼ -4,06%	▼ -5,05%	▼ -19,84%	35.001 MKD	21.000 MKD

## MSE Stocks

Ticker	Sector	average daily price	daily turnover	% daily change	5 day change	30 day change	12m change	52 week high	52 week low
OHB	banking sector	1.371 MKD	260.470 MKD	▼ -0,59%	▼ -0,59%	▼ -2,08%	▼ -27,85%	1.950 MKD	1.411 MKD
TNB	banking sector	2.976 MKD	148.815 MKD	▼ -2,42%	▼ -1,77%	▼ -11,87%	∅ 0,00%	4.300 MKD	3.300 MKD
STB	banking sector	177 MKD	86.745 MKD	▼ -1,45%	▼ -6,64%	▼ -6,64%	▼ -9,49%	264 MKD	187 MKD
PPIV	beverage industry	9.200 MKD	0 MKD	∅ 0,00%	▼ -0,16%	▼ -3,15%	▲ 2,23%	11.200 MKD	9.000 MKD
ZTVR	food industry	1.781 MKD	0 MKD	∅ 0,00%	∅ 0,00%	∅ 0,00%	▲ 4,76%	1.781 MKD	1.700 MKD
RZLE	metal and steel industry	92 MKD	0 MKD	∅ 0,00%	▲ 1,10%	▼ -8,00%	▼ -29,23%	170 MKD	108 MKD
RZLV	metal and steel industry	92 MKD	0 MKD	∅ 0,00%	▼ -9,80%	▼ -17,12%	▼ -26,40%	155 MKD	108 MKD
RZUS	services	207 MKD	82.600 MKD	▼ -0,24%	▲ 3,25%	▼ -3,05%	▼ -3,95%	341 MKD	213 MKD
MKSD	services	171 MKD	0 MKD	∅ 0,00%	∅ 0,00%	▼ -14,50%	▼ -39,79%	320 MKD	186 MKD
TEL	services	505 MKD	2.028.757 MKD	▲ 0,05%	▲ 0,04%	▼ -1,25%	▲ 27,05%	568 MKD	390 MKD
MTUR	services	2.600 MKD	0 MKD	∅ 0,00%	▲ 1,96%	▲ 2,77%	▲ 8,33%	3.051 MKD	2.380 MKD
SPAZ	trading	5.800 MKD	0 MKD	∅ 0,00%	∅ 0,00%	▼ -0,34%	▼ -20,55%	8.000 MKD	5.999 MKD
TETE	industry	420 MKD	0 MKD	∅ 0,00%	▼ -1,18%	▼ -21,50%	▼ -25,40%	720 MKD	402 MKD
CEVI	industry	603 MKD	0 MKD	∅ 0,00%	∅ 0,00%	▼ -5,78%	▼ -11,19%	900 MKD	649 MKD

## Headlines

>Ohridska Banka AD Ohrid (ticker: OHB), signed agreement for Subordinated loan with Societe Generale, Paris, for the amount of 8 million euro. The agreement was concluded for a period of 8 years. The subordinated loan is intended to align the regulatory requirements for the amount of capital adequacy of Ohridska Banka AD Skopje.

>Komercijalna Banka AD Skopje ( ticker :KMB) announces that Mr. Simon Naumoski, member of the Bank's Supervisory Board, by the way of trade transaction has acquired 497 ordinary shares issued by Komercijalna banka AD Skopje.

## Central Bank Information

Rates	overnight	1w	1m	3m
SKIBOR	2,19%	3,19%	4,15%	4,98%
	6m	9m	12m	
	5,48%	5,97%	6,45%	

Centr.Bank Bills	/	4,00%	/
Lombard Credit	5,50%		

Exchange Rates	buying r	middel r	selling r
EUR	61,1972	61,5047	61,8122
CHF	50,2894	50,5421	50,7948
GBP	71,4503	71,8093	72,1684
USD	46,4283	46,6616	46,8949

Macroeconomics data	2008	2009	2010	2011*
GDP grow (real)	5,00%	-0,90%	0,70%	3,50%
Inflation	8,30%	-0,80%	1,60%	3,00%
Unemployment rate	33,80%	32,20%	32,00%	30,80%
CPI	2,80%	-1,90%		
Credit Rating**				
short term debt		BB-	BB	
long term debt		BB-	BB-	

\* forecast information

\*\*Fitch and Standard&Poor's