



AUCTOR&HITA Daily MSE Report

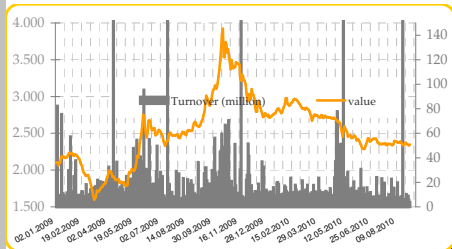
Friday 27.08.2010



Market performance

- The total MSE market turnover on 27.08.2010 was MKD 3.740.460 (or EUR 60.791).
- The Macedonian Stock Exchange indexes MBI-10 and OMB increased by +0,44% and +0,44%, while index MBID decreased by -0,54%.
- Daily winners: 6 losers: 8 and non-changed: 2
- The total number of traded shares was 20.908 shares realized in 54 transactions

▲ MBI-10 index

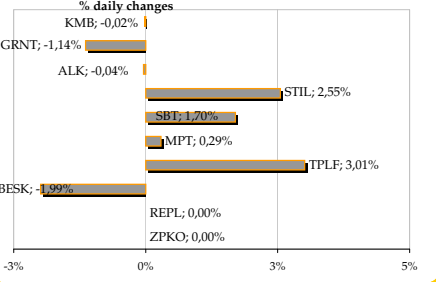


► MBI-10	
•daily change	▲ 0,44%
•5d change	▼ -0,51%
•30d change	▼ -0,41%
•12m change	▼ -18,92%
Last close value	2.347,67
Previous close value	2.337,39
Net change	10,28

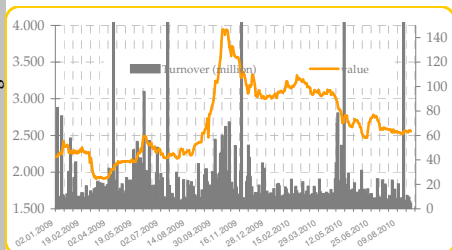
MBI-10 comments:

From 27.08.2010 trading with shares quoted on the MBI-10 index that faced an increase in the share prices were: Makstil AD Skopje (+2,55% - MKD 178), Stopanska Banka AD Bitola (+1,70% - MKD 2.696), Makpetrol AD Skopje (+0,29% - MKD 26.133) and Toplifakacija AD Skopje (+3,01% - MKD 3.600). From 27.08.2010 trading with shares quoted on the MBI-10 index that faced a decrease in the share prices were: Komercijalna Banka AD Skopje (-0,02% - MKD 3.275), Granit AD Skopje (-1,14% - MKD 592), Alkaloid AD Skopje (-0,04% - MKD 3.800) and Beton AD Skopje (-1,99% - MKD 7.400).

Members of Macedonian Index MBI-10



▲ MBID index

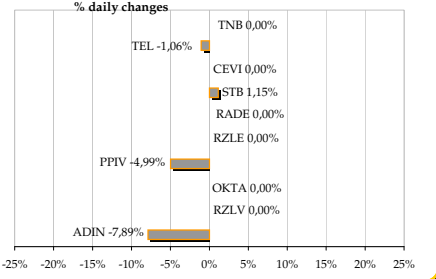


► MBID	
•daily change	▼ -0,54%
•5d change	▲ 0,33%
•30d change	▲ -1,15%
•12m change	▲ 8,84%
Last close value	2.555,90
Previous close value	2.569,90
Net change	-14,00

MBID comments:

From 27.08.2010 trading with shares quoted on the MBID index that faced an increase in the share prices was only: Stopanska Banka AD Skopje (+1,15% - MKD 244). From 27.08.2010 trading with shares quoted on the MBID index that faced a decrease in the share prices were: Makedonski Telekom AD Skopje (-1,06% - MKD 396), Prilepska Pivarnica AD Prilep (-4,99% - MKD 9.501) and Ading AD Skopje (-7,89% - MKD 350).

Members of Macedonian Index MBID



Daily Turnover

	MKD	EUR
Official market turnover	2.987.196 MKD	€ 48.572
Regular market turnover	753.264 MKD	€ 12.248
Block transactions	0 MKD	€ 0
Mcap-official segment	31.910.002.746 MKD	€ 518.861.833
Mcap-JSC with special reporting obligations	85.040.233.066 MKD	€ 1.382.768.017

Regional Indexes

Market	Index	Value	Daily Change
NEX	Nex20	13.796,50	▼ -0,16%
MNT	Moste	489,99	▲ 0,19%
SASE	Sasx-10	896,42	▲ 0,06%
	Sasx-30	944,38	▲ 0,01%
BLSE	Birs	810,31	▼ -0,94%
	Firs	1.392,50	▼ -0,30%
ZSE	Crobex	1.855,11	▲ 0,36%
	Crobex 10	966,61	▲ 0,27%
BELEX	Belex15	625,97	▲ 0,36%
	Belexline	1.227,48	▲ 0,82%
LJSE	SBITOP	823,26	▲ 0,18%
	LJSEX	3.273,24	▲ 0,06%

▲ Top 5 winners

Ticker	average price	change%	turnover	quantity	transactions
TPLF	3.600,00 MKD	3,01%	244.800 MKD	68	2
STIL	178,00 MKD	2,55%	62.300 MKD	350	5
RM DEN09	81,88%	1,94%	473.560 MKD	9.400	5
SBT	2.695,59 MKD	1,70%	280.341 MKD	104	5
STB	244,00 MKD	1,15%	122.000 MKD	500	1

▼ Top 5 losers

Ticker	average price	change%	turnover	quantity	transactions
ADIN	350,00 MKD	-7,89%	129.500 MKD	370	2
PPIV	9.501,00 MKD	-4,99%	19.002 MKD	2	1
BESK	7.400,00 MKD	-1,99%	51.800 MKD	7	2
GRNT	592,16 MKD	-1,14%	131.460 MKD	222	2
TEL	395,74 MKD	-1,06%	380.702 MKD	962	9

Top 10 turnovers

Ticker	first open price	last close price	turnover
KMB	3.270,00 MKD	3.280,00 MKD	841.920 MKD
RM01	96,70%	96,70%	503.405 MKD
RM DEN09	81,10%	81,90%	473.560 MKD
ALK	3.801,00 MKD	3.800,00 MKD	440.810 MKD
TEL	397,00 MKD	395,00 MKD	380.702 MKD
SBT	2.650,00 MKD	2.750,00 MKD	280.341 MKD
TPLF	3.600,00 MKD	3.600,00 MKD	244.800 MKD
MPT	26.000,00 MKD	26.200,00 MKD	156.800 MKD
GRNT	590,00 MKD	598,00 MKD	131.460 MKD
ADIN	350,00 MKD	350,00 MKD	129.500 MKD

MSE MARKET WATCHLIST

MBI-10 Stocks

Ticker	Sector	average daily price	daily turnover	% daily change	5 day change	30 day change	12m change	52 week high	52 week low
ALK	pharmaceutical industry	3.800 MKD	440.810 MKD	▼ -0,04%	▼ -1,29%	▼ -4,79%	▼ -16,45%	6.700 MKD	3.636 MKD
REPL	pharmaceutical industry	36.710 MKD	0 MKD	∅ 0,00%	▼ -2,11%	▲ 0,58%	▼ -22,72%	48.000 MKD	35.500 MKD
GRNT	construction industry	592 MKD	131.460 MKD	▼ -1,14%	▼ -1,18%	▼ -6,94%	▼ -3,29%	1.095 MKD	600 MKD
BESK	construction industry	7.400 MKD	51.800 MKD	▼ -1,99%	▲ 1,36%	▲ 1,23%	▼ -20,60%	18.000 MKD	7.310 MKD
KMB	banking sector	3.275 MKD	641.920 MKD	▼ -0,02%	▼ -0,72%	▲ 5,64%	▲ 71,16%	3.900 MKD	2.350 MKD
SBT	banking sector	2.696 MKD	280.341 MKD	▲ 1,70%	▲ 1,34%	▼ -0,16%	▼ -7,55%	4.938 MKD	2.500 MKD
ZPKO	food industry	2.250 MKD	0 MKD	∅ 0,00%	▲ 4,17%	▲ 2,28%	▼ -22,49%	5.490 MKD	2.100 MKD
STIL	metal and steel industry	178 MKD	62.300 MKD	▲ 2,55%	▲ 1,10%	▼ -3,78%	▲ 9,50%	420 MKD	150 MKD
TPLF	services	3.600 MKD	244.800 MKD	▲ 3,01%	▲ 1,39%	▼ -2,94%	▼ -6,13%	6.639 MKD	3.490 MKD
MPT	trading	26.133 MKD	156.800 MKD	▲ 0,29%	▼ -1,23%	▼ -6,21%	▼ -7,33%	55.499 MKD	25.000 MKD

MSE Stocks

Ticker	Sector	average daily price	daily turnover	% daily change	5 day change	30 day change	12m change	52 week high	52 week low
OHB	banking sector	1.918 MKD	0 MKD	∅ 0,00%	▼ -0,87%	▼ -1,13%	▼ -1,63%	3.200 MKD	1.800 MKD
TNB	banking sector	3.705 MKD	0 MKD	∅ 0,00%	▼ -2,49%	▼ -2,49%	▼ -12,79%	5.801 MKD	3.699 MKD
STB	banking sector	244 MKD	122.000 MKD	▲ 1,15%	▲ 19,02%	▲ 20,37%	▲ 13,14%	442 MKD	185 MKD
PIIV	beverage industry	9.501 MKD	19.002 MKD	▼ -4,99%	▼ -4,99%	▼ -6,85%	▲ 19,99%	15.000 MKD	7.300 MKD
ZTVR	food industry	1.700 MKD	0 MKD	∅ 0,00%	▼ -0,06%	▼ -2,86%	▼ -35,21%	3.300 MKD	1.750 MKD
RZLE	metal and steel industry	131 MKD	0 MKD	∅ 0,00%	▼ -1,50%	▼ -6,43%	▲ 18,02%	339 MKD	105 MKD
RZLV	metal and steel industry	133 MKD	0 MKD	∅ 0,00%	▼ -0,03%	▼ -2,92%	▲ 2,31%	335 MKD	101 MKD
RZUS	services	250 MKD	0 MKD	∅ 0,00%	▼ -0,02%	▲ 3,29%	▲ 0,39%	639 MKD	213 MKD
MKSD	services	281 MKD	0 MKD	∅ 0,00%	∅ 0,00%	∅ 0,00%	▼ -19,71%	612 MKD	280 MKD
TEL	services	396 MKD	380.702 MKD	▼ -1,06%	▼ -1,04%	▼ -5,78%	▲ 1,90%	530 MKD	375 MKD
MTUR	services	2.400 MKD	0 MKD	∅ 0,00%	∅ 0,00%	▲ 0,78%	▼ -12,73%	3.942 MKD	2.351 MKD
SPAZ	trading	7.002 MKD	0 MKD	∅ 0,00%	▼ -12,48%	▼ -0,04%	▼ -29,98%	14.427 MKD	7.000 MKD
TETE	industry	580 MKD	0 MKD	∅ 0,00%	∅ 0,00%	∅ 0,00%	▲ 16,00%	1.263 MKD	450 MKD
CEVI	industry	750 MKD	75.000 MKD	∅ 0,00%	∅ 0,00%	▲ 0,88%	▼ -28,57%	2.200 MKD	643 MKD

Headlines

>Ferspedit AD Skopje (ticker: FERS) published Information for Decision reached on the session on Supervisory Board for appointing new members of the Management Board of the company.

Central Bank Information

Rates	overnight	1w	1m	3m
SKIBOR	3,08%	4,15%	5,04%	6,06%
MKDONIA	2,70%			
Centr.Bank Bills	/	/	4,50%	/
Lombard Credit	6,00%			

Exchange Rates	buying r	middel r	selling r
EUR	61,2199	61,5275	61,8351
CHF	46,9946	47,2308	47,4669
GBP	74,8913	75,2676	75,6439
USD	48,2312	48,4736	48,7159

Macroeconomics data	2008	2009	2010*
GDP grow (real)	4,90%	-0,50%	2,20%
Inflation	8,30%	-0,80%	1,00%
Unemployment rate	33,80%	31,15%	/
CPI	2,80%	-1,90%	
Credit Rating**			
short term debt	BB-	BB	
long term debt	BB-	BB-	

* forecast information
**Fitch and Standard&Poor's

While every effort has been made to ensure the accuracy and timeliness of the material contained in this document, it is neither a comprehensive review of the subject matter covered nor a substitute for specific professional advice. AUCTOR&HITA BROKERI AD Skopje provides this material for information purposes, without legal responsibility, and it does not constitute legal or other professional advice. The information contained herein is subject to change without notice. This is not a prospectus or an offer or invitation to acquire securities or assets and we accept no responsibility for loss nor any claims of profits which may arise from reliance on information contained.