



AUCTOR&HITA Daily MSE Report

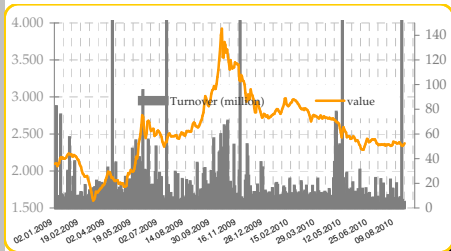
Friday 20.08.2010



Market performance

- The total MSE market turnover on 20.08.2010 was MKD 4.772.088 (or EUR 77.595).
- The Macedonian Stock Exchange indexes MBID and OMB decreased by -0,14% and -0,45%, while index MBI-10 increased by +0,65%.
- Daily winners: 7 losers: 7 and non-changed: 5
- The total number of traded shares was 33.335 shares realized in 64 transactions

▲ MBI-10 index

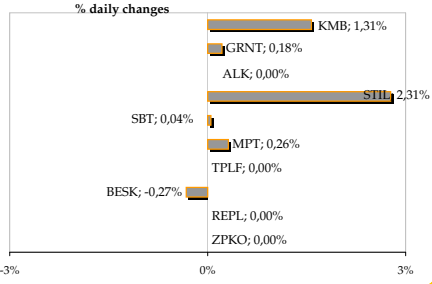


► MBI-10	
•daily change	▲ 0,65%
•5d change	▲ 0,78%
•30d change	▲ 0,96%
•12m change	▼ -14,98%
Last close value	2.373,56
Previous close value	2.358,27
Net change	15,29

Daily Turnover	MKD	EUR
Official market turnover	4.571.858 MKD	€ 74.339
Regular market turnover	200.230 MKD	€ 3.256
Block transactions	0 MKD	€ 0
Mcap-official segment	32.237.711.769 MKD	€ 524.190.435
Mcap-JSC with special reporting obligations	85.043.720.691 MKD	€ 1.382.824.727

Regional Indexes				
Market	Index	Value		Daily Change
NEX	Nex20	13.603,35	▼	-0,25%
MNT	Moste	493,12	▼	-0,13%
SASE	Sasx-10	891,57	▼	-0,12%
	Sasx-30	943,56	▲	0,06%
BLSE	Birs	821,58	▲	0,16%
	Firs	1.398,14	▲	0,34%
ZSE	Crobex	1.873,22	▲	0,31%
	Crobex10	995,01	▲	0,14%
BELEX	Belex15	638,28	▲	0,29%
	Belexline	1.229,47	▲	0,58%
LJSE	SBITOP	822,62	▼	-0,13%
	LJSEX	3.253,88	Ø	0,00%

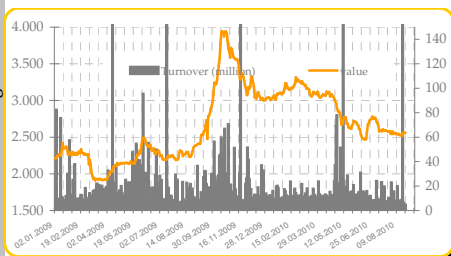
Members of Macedonian Index MBI-10



MBI-10 comments:

From 20.08.2010 trading with shares quoted on the MBI-10 index that faced an increase in the share prices were: Komercijalna Banka AD Skopje (+1,31% - MKD 3.343), Granit AD Skopje (+0,18% - MKD 601), Makstil AD Skopje (+2,31% - MKD 180), Stopanska Banka AD Bitola (+0,04% - MKD 2.700) and Makpetrol AD Skopje (+0,26% - MKD 26.000). From 20.08.2010 trading with shares quoted on the MBI-10 index that faced a decrease in the share prices was only: Beton AD Skopje (-0,27% - MKD 7.500).

▲ MBID index



► MBID	
•daily change	▼ -0,14%
•5d change	▲ 1,54%
•30d change	▼ -1,04%
•12m change	▲ 14,31%
Last close value	2.558,91
Previous close value	2.562,48
Net change	-3,57

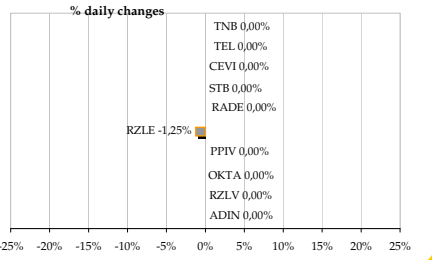
▲ Top 5 winners

Ticker	average price	change%	turnover	quantity	transactions
STIL	179,66 MKD	2,31%	164.932 MKD	918	5
KMB	3.343,31 MKD	1,31%	979.590 MKD	293	9
MPT	26.000,00 MKD	0,26%	312.000 MKD	12	5
RMEN09	79,01%	0,19%	1.237.117 MKD	25.458	3
GRNT	600,76 MKD	0,18%	513.650 MKD	855	10

▼ Top 5 losers

Ticker	average price	change%	turnover	quantity	transactions
RM01	95,00%	-1,45%	22.085 MKD	378	1
RZLE	130,00 MKD	-1,25%	39.000 MKD	300	2
OHB	1.918,14 MKD	-0,87%	358.693 MKD	187	2
BESK	7.500,00 MKD	-0,27%	90.000 MKD	12	2
UNI	570,00 MKD	-0,18%	57.000 MKD	100	2

Members of Macedonian Index MBID



MBID comments:

From 20.08.2010 trading with shares quoted on the MBID index there was not any company that faced an increase in the share prices. From 20.08.2010 trading with shares quoted on the MBID index that faced a decrease in the share prices was only: Arcelormittal Skopje (HRM) Skopje (-1,25% - MKD 130).

Top 10 turnovers

Ticker	first open price	last close price	turnover
RMEN09	79,00%	79,00%	1.237.117 MKD
KMB	3.301,00 MKD	3.350,00 MKD	979.590 MKD
GRNT	600,00 MKD	600,00 MKD	513.650 MKD
OHB	1.939,00 MKD	1.900,00 MKD	358.693 MKD
MPT	26.000,00 MKD	26.000,00 MKD	312.000 MKD
SPAZ	8.000,00 MKD	8.000,00 MKD	264.000 MKD
RMEN06	83,60%	83,60%	199.953 MKD
STIL	180,00 MKD	179,00 MKD	164.932 MKD
SBT	2.700,00 MKD	2.700,00 MKD	162.000 MKD
TPLF	3.550,00 MKD	3.550,00 MKD	106.500 MKD

MSE MARKET WATCHLIST

MBI-10 Stocks

Ticker	Sector	average daily price	daily turnover	% daily change	5 day change	30 day change	12m change	52 week high	52 week low
ALK	pharmaceutical industry	3.866 MKD	104.374 MKD	∅ 0,00%	▲ 0,30%	▲ 0,40%	▼ -13,80%	6.700 MKD	3.636 MKD
REPL	pharmaceutical industry	37.500 MKD	0 MKD	∅ 0,00%	∅ 0,00%	▲ 2,74%	▼ -21,03%	48.000 MKD	35.500 MKD
GRNT	construction industry	601 MKD	513.650 MKD	▲ 0,18%	▼ -1,75%	▼ -4,78%	▼ -3,41%	1.095 MKD	600 MKD
BESK	construction industry	7.500 MKD	90.000 MKD	▼ -0,27%	▲ 2,59%	▼ -3,60%	▼ -16,77%	18.000 MKD	7.310 MKD
KMB	banking sector	3.343 MKD	979.590 MKD	▲ 1,31%	▲ 0,10%	▲ 6,52%	▲ 71,45%	3.900 MKD	2.350 MKD
SBT	banking sector	2.700 MKD	162.000 MKD	▲ 0,04%	▲ 3,85%	▲ 6,44%	▼ -9,50%	4.938 MKD	2.500 MKD
ZPKO	food industry	2.224 MKD	0 MKD	∅ 0,00%	▼ -1,16%	▲ 5,90%	▼ -17,63%	5.490 MKD	2.100 MKD
STIL	metal and steel industry	180 MKD	164.932 MKD	▲ 2,31%	▲ 5,31%	▼ -1,48%	▲ 12,99%	420 MKD	150 MKD
TPLF	services	3.550 MKD	106.500 MKD	∅ 0,00%	▼ -2,76%	▼ -1,39%	▼ -7,05%	6.639 MKD	3.490 MKD
MPT	trading	26.000 MKD	312.000 MKD	▲ 0,26%	▲ 1,96%	▼ -5,45%	▼ -7,32%	55.499 MKD	25.000 MKD

MSE Stocks

Ticker	Sector	average daily price	daily turnover	% daily change	5 day change	30 day change	12m change	52 week high	52 week low
OHB	banking sector	1.918 MKD	358.693 MKD	▼ -0,87%	▼ -1,13%	▼ -1,13%	▲ 9,30%	3.200 MKD	1.800 MKD
TNB	banking sector	3.800 MKD	0 MKD	∅ 0,00%	∅ 0,00%	▼ -0,01%	▼ -5,00%	5.801 MKD	3.699 MKD
STB	banking sector	219 MKD	0 MKD	∅ 0,00%	▲ 12,89%	▲ 2,73%	▼ -0,94%	442 MKD	185 MKD
PPIV	beverage industry	10.000 MKD	0 MKD	∅ 0,00%	▼ -0,01%	▼ -4,76%	▲ 33,33%	15.000 MKD	7.300 MKD
ZTVR	food industry	1.700 MKD	0 MKD	∅ 0,00%	∅ 0,00%	▼ -2,86%	▼ -35,21%	3.300 MKD	1.750 MKD
RZLE	metal and steel industry	130 MKD	39.000 MKD	▼ -1,25%	▼ -7,14%	▼ -13,33%	▲ 18,18%	339 MKD	105 MKD
RZLV	metal and steel industry	132 MKD	0 MKD	∅ 0,00%	▼ -1,19%	▼ -1,20%	▲ 10,00%	335 MKD	101 MKD
RZUS	services	250 MKD	39.743 MKD	▼ -0,02%	▲ 0,09%	▲ 4,15%	▲ 4,38%	639 MKD	213 MKD
MKSD	services	281 MKD	0 MKD	∅ 0,00%	∅ 0,00%	∅ 0,00%	▼ -19,71%	612 MKD	280 MKD
TEL	services	400 MKD	38.000 MKD	∅ 0,00%	▼ -2,53%	▼ -6,05%	▲ 3,92%	530 MKD	375 MKD
MTUR	services	2.400 MKD	0 MKD	∅ 0,00%	∅ 0,00%	▼ -2,75%	▼ -14,29%	3.942 MKD	2.351 MKD
SPAZ	trading	8.000 MKD	264.000 MKD	▲ 0,06%	▲ 14,20%	▲ 0,16%	▼ -23,81%	14.427 MKD	7.000 MKD
TETE	industry	580 MKD	0 MKD	∅ 0,00%	∅ 0,00%	∅ 0,00%	▲ 26,40%	1.263 MKD	450 MKD
CEVI	industry	770 MKD	0 MKD	∅ 0,00%	▲ 3,81%	▲ 4,12%	▼ -46,86%	2.200 MKD	643 MKD

Headlines

>Tetek AD Tetovo (ticker: TETE) published information that completely settle the obligation resulting from the long-term loan approved by Komercijalna banka AD Skopje.

>Komuna AD Skopje (ticker: KOMU) published information that the Group „Belisce,, from Croatia, which owns Valkarton- Logatec Republic of Slovenia, which is the dominant owner of the Komuna is taken over by Duropack-Austria.

>Tehnometal Vardar AD Skopje (ticker: TEH) announced the non-audited, non-consolidated Income Statement and Balance Sheet for the period 01.01-30.06.2010 and reported net profit for the accounting period of 71,000 MKD (EUR 1.150).

Central Bank Information

Rates	overnight	1w	1m	3m
SKIBOR	3,21%	4,25%	5,13%	6,17%
MKDONIA	3,20%			
Centr.Bank Bills	/	/	4,50%	/
Lombard Credit	6,00%			

Exchange Rates	buying r	middel r	selling r
EUR	61,1938	61,5013	61,8088
CHF	45,9034	46,1340	46,3647
GBP	74,5766	74,9513	75,3261
USD	47,6736	47,9131	48,1527

Macroeconomics data	2008	2009	2010*
GDP grow (real)	4,90%	-0,50%	2,20%
Inflation	8,30%	-0,80%	1,00%
Unemployment rate	33,80%	31,15%	/
CPI	2,80%	-1,90%	
Credit Raiting**			
short term debt		BB-	BB
long term debt		BB-	BB-

* forecast information

**Fitch and Standard&Poor's

While every effort has been made to ensure the accuracy and timeliness of the material contained in this document, it is neither a comprehensive review of the subject matter covered nor a substitute for specific professional advice. AUCTION&HITA BROKERI AD SKOPJE provides this material for information purposes, without legal responsibility, and it does not constitute legal or other professional advice. The information contained herein is subject to change without notice. This is not a prospectus or an offer or invitation to acquire securities or assets and we accept no responsibility for loss nor any claims of profits which may arise from reliance on information contained.