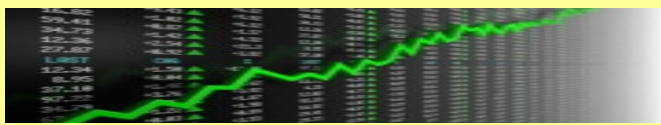




AUCTOR&HITA Daily MSE Report

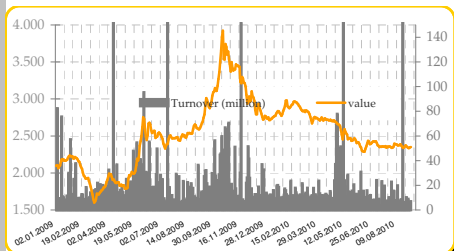
Monday 30.08.2010



Market performance

- The total MSE market turnover on 30.08.2010 was MKD 6.993.918 (or EUR 113.648).
- The Macedonian Stock Exchange indexes MBID and OMB decreased by -0,29% and -0,33%, while index MBI-10 increased by +0,05%.
- Daily winners: 11 losers: 12 and non-changed: 4
- The total number of traded shares was 37.325 shares realized in 99 transactions

▲ MBI-10 index

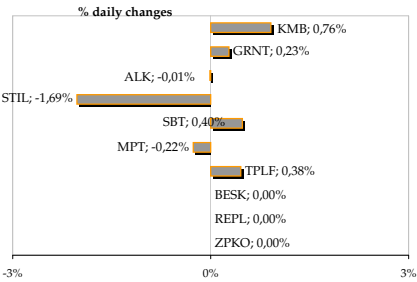


► MBI-10	
•daily change	▲ 0,05%
•5d change	▲ 0,03%
•30d change	▼ -0,15%
•12m change	▼ -18,33%
Last close value	2.348,96
Previous close value	2.347,67
Net change	1,29

Daily Turnover	MKD	EUR
Official market turnover	5.610.339 MKD	€ 91.225
Regular market turnover	1.383.579 MKD	€ 22.497
Block transactions	0 MKD	€ 0
Mcap-official segment	31.906.984.545 MKD	€ 518.812.757
Mcap-JSC with special reporting obligations	84.537.739.876 MKD	€ 1.374.597.396

Regional Indexes				
Market	Index	Value		Daily Change
NEX	Nex20	13.710,04	▼	-0,63%
MNT	Mostc	483,27	▼	-1,37%
SASE	Sasx-10	894,61	▼	-0,20%
	Sasx-30	948,38	▲	0,42%
BLSE	Birs	810,05	▼	-0,03%
	Firs	1.409,40	▲	1,21%
ZSE	Crobex	1.852,09	▼	-0,16%
	Crobex10	982,68	▼	-0,40%
BELEX	Belex15	624,98	▼	-0,16%
	Belexline	1.232,96	▲	0,45%
LJSE	SBITOP	819,08	▼	-0,51%
	LJSEX	3.267,65	▼	-0,17%

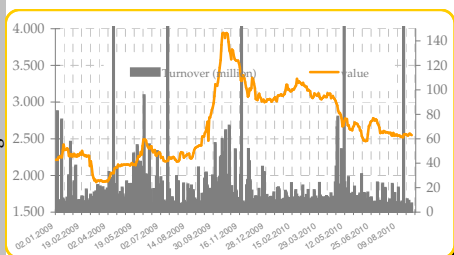
Members of Macedonian Index MBI-10



MBI-10 comments:

From 30.08.2010 trading with shares quoted on the MBI-10 index that faced an increase in the share prices were: Komercijalna Banka AD Skopje (+0,76% - MKD 3.300), Granit AD Skopje (+0,23% - MKD 594), Stopanska Banka AD Bitola (+0,40% - MKD 2.706) and Toplikacija AD Skopje (+0,38% - MKD 3.614). From 30.08.2010 trading with shares quoted on the MBI-10 index that faced a decrease in the share prices were: Alkaloid AD Skopje (-0,01% - MKD 3.800), Makstil AD Skopje (-1,69% - MKD 175) and Makpetrol AD Skopje (-0,22% - MKD 26.076).

▲ MBID index



► MBID	
•daily change	▼ -0,29%
•5d change	▲ 0,14%
•30d change	▼ -1,62%
•12m change	▲ 7,34%
Last close value	2.548,43
Previous close value	2.555,90
Net change	-7,47

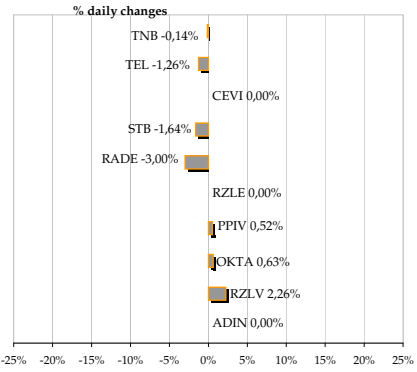
▲ Top 5 winners

Ticker	average price	change%	turnover	quantity	transactions
GIMS	7.500,00 MKD	8,00%	7.500 MKD	1	1
SPAZ	7.501,00 MKD	7,13%	22.503 MKD	3	1
MPOL	220,00 MKD	4,76%	63.800 MKD	290	1
RZLV	136,00 MKD	2,26%	23.936 MKD	176	1
OHIS	150,00 MKD	2,04%	13.500 MKD	90	1

▼ Top 5 losers

Ticker	average price	change%	turnover	quantity	transactions
MSPR	250,00 MKD	-40,48%	1.750 MKD	7	7
FERS	42.421,00 MKD	-7,78%	127.263 MKD	3	2
RADE	1.619,00 MKD	-3,00%	3.238 MKD	2	1
STIL	175,00 MKD	-1,69%	262.500 MKD	1.500	3
STB	240,00 MKD	-1,64%	48.000 MKD	200	1

Members of Macedonian Index MBID



MBID comments:

From 30.08.2010 trading with shares quoted on the MBID index that faced an increase in the share prices were: Pilepska Pivarnica AD Prilep (+0,52% - MKD 9.550), OKTA AD Skopje (+0,63% - MKD 1.912) and Arcelormittal Skopje (CRM) Skopje (+2,26% - MKD 136). From 30.08.2010 trading with shares quoted on the MBID index that faced a decrease in the share prices were: NLB Tututnska Banka AD Skopje (-0,14% - MKD 3.700), Makedonski Telekom AD Skopje (-1,26% - MKD 391), Stopanska Banka AD Skopje (-1,64% - MKD 240) and Rade Koncar AD Skopje (-3,00% - MKD 1.619).

Top 10 turnovers

Ticker	first open price	last close price	turnover
RMNDEN09	81,00%	81,00%	1.161.091 MKD
ALK	3.790,00 MKD	3.800,00 MKD	968.885 MKD
MPT	26.000,00 MKD	26.000,00 MKD	756.200 MKD
TNB	3.700,00 MKD	3.700,00 MKD	703.000 MKD
TPLF	3.600,00 MKD	3.600,00 MKD	650.450 MKD
TEL	391,00 MKD	391,00 MKD	429.459 MKD
KMB	3.300,00 MKD	3.299,00 MKD	392.681 MKD
GRNT	590,00 MKD	599,00 MKD	298.557 MKD
STIL	175,00 MKD	175,00 MKD	262.500 MKD
RMNDEN04	87,50%	87,50%	240.313 MKD

MSE MARKET WATCHLIST

MBI-10 Stocks

Ticker	Sector	average daily price	daily turnover	% daily change	5 day change	30 day change	12m change	52 week high	52 week low
ALK	pharmaceutical industry	3.800 MKD	968.885 MKD	▼ -0,01%	▼ -1,71%	▼ -4,38%	▼ -16,93%	6.700 MKD	3.636 MKD
REPL	pharmaceutical industry	36.710 MKD	0 MKD	∅ 0,00%	▼ -2,11%	▲ 0,58%	▼ -22,72%	48.000 MKD	35.500 MKD
GRNT	construction industry	594 MKD	298.557 MKD	▲ 0,23%	▼ -1,03%	▼ -7,02%	▼ -3,07%	1.095 MKD	600 MKD
BESK	construction industry	7.400 MKD	170.200 MKD	∅ 0,00%	▼ -1,60%	▲ 1,23%	▼ -22,11%	18.000 MKD	7.310 MKD
KMB	banking sector	3.300 MKD	392.681 MKD	▲ 0,76%	∅ 0,00%	▲ 6,83%	▲ 72,81%	3.900 MKD	2.350 MKD
SBT	banking sector	2.706 MKD	97.425 MKD	▲ 0,40%	▲ 0,27%	▲ 0,23%	▼ -8,65%	4.938 MKD	2.500 MKD
ZPKO	food industry	2.250 MKD	0 MKD	∅ 0,00%	▲ 1,17%	▲ 2,27%	▼ -22,32%	5.490 MKD	2.100 MKD
STIL	metal and steel industry	175 MKD	262.500 MKD	▼ -1,69%	▲ 1,06%	▼ -3,06%	▲ 8,59%	420 MKD	150 MKD
TPLF	services	3.614 MKD	650.450 MKD	▲ 0,38%	▲ 1,79%	▼ -3,38%	▼ -6,51%	6.639 MKD	3.490 MKD
MPT	trading	26.076 MKD	756.200 MKD	▼ -0,22%	▲ 0,02%	▼ -3,42%	▼ -7,35%	55.499 MKD	25.000 MKD

MSE Stocks

Ticker	Sector	average daily price	daily turnover	% daily change	5 day change	30 day change	12m change	52 week high	52 week low
OHB	banking sector	1.918 MKD	0 MKD	∅ 0,00%	▼ -0,87%	▼ -1,13%	▼ -1,63%	3.200 MKD	1.800 MKD
TNB	banking sector	3.700 MKD	703.000 MKD	▼ -0,14%	▼ -1,34%	▼ -2,63%	▼ -13,23%	5.801 MKD	3.699 MKD
STB	banking sector	240 MKD	48.000 MKD	▼ -1,64%	▲ 9,59%	▲ 20,00%	▲ 9,08%	442 MKD	185 MKD
PIIV	beverage industry	9.550 MKD	76.400 MKD	▲ 0,52%	▼ -4,50%	▼ -4,51%	▲ 19,38%	15.000 MKD	7.300 MKD
ZTVR	food industry	1.700 MKD	0 MKD	∅ 0,00%	∅ 0,00%	▼ -2,86%	▼ -35,21%	3.300 MKD	1.750 MKD
RZLE	metal and steel industry	131 MKD	0 MKD	∅ 0,00%	▼ -0,49%	▼ -6,43%	▲ 18,02%	339 MKD	105 MKD
RZLV	metal and steel industry	136 MKD	23.936 MKD	▲ 2,26%	▲ 2,22%	▼ -0,73%	▲ 4,62%	335 MKD	101 MKD
RZUS	services	250 MKD	0 MKD	∅ 0,00%	▼ -0,02%	▲ 1,27%	▲ 0,39%	639 MKD	213 MKD
MKSD	services	281 MKD	0 MKD	∅ 0,00%	∅ 0,00%	∅ 0,00%	▼ -19,71%	612 MKD	280 MKD
TEL	services	391 MKD	429.459 MKD	▼ -1,26%	▼ -2,31%	▼ -6,21%	▲ 0,62%	530 MKD	375 MKD
MTUR	services	2.400 MKD	0 MKD	∅ 0,00%	∅ 0,00%	▼ -2,04%	▼ -12,73%	3.942 MKD	2.351 MKD
SPAZ	trading	7.501 MKD	22.503 MKD	▲ 7,13%	▼ -6,24%	▲ 7,08%	▼ -24,99%	14.427 MKD	7.000 MKD
TETE	industry	580 MKD	0 MKD	∅ 0,00%	∅ 0,00%	∅ 0,00%	▲ 16,00%	1.263 MKD	450 MKD
CEVI	industry	750 MKD	75.000 MKD	∅ 0,00%	∅ 0,00%	∅ 0,00%	▼ -28,57%	2.200 MKD	643 MKD

Headlines

>Ferspeld AD Skopje (ticker: FERS) published Information for Decision reached on the session on Supervisory Board for appointing new members of the Management Board of the company.

Central Bank Information

Rates	overnight	1w	1m	3m
SKIBOR	3,08%	4,17%	5,02%	6,07%
MKDONIA	2,70%			
Centr.Bank Bills	/	/	4,50%	/
Lombard Credit	6,00%			

Exchange Rates	buying r	middel r	selling r
EUR	61,2301	61,5378	61,8455
CHF	47,0856	47,3222	47,5588
GBP	74,6163	74,9912	75,3662
USD	48,1634	48,4054	48,6474

Macroeconomics data	2008	2009	2010*
GDP grow (real)	4,90%	-0,50%	2,20%
Inflation	8,30%	-0,80%	1,00%
Unemployment rate	33,80%	31,15%	/
CPI	2,80%	-1,90%	
Credit Raiting**			
short term debt	BB-	BB	
long term debt	BB-	BB-	

* forecast information
**Fitch and Standard&Poor's

While every effort has been made to ensure the accuracy and timeliness of the material contained in this document, it is neither a comprehensive review of the subject matter covered nor a substitute for specific professional advice. AUCTOR&HITA BROKERI AD Skopje provides this material for information purposes, without legal responsibility, and it does not constitute legal or other professional advice. The information contained herein is subject to change without notice. This is not a prospectus or an offer or invitation to acquire securities or assets and we accept no responsibility for loss nor any claims of profits which may arise from reliance on information contained.