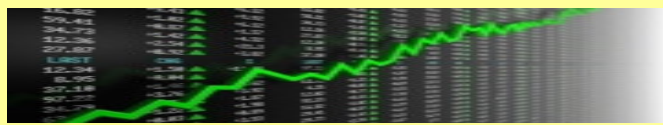




AUCTOR & HITA BROKERI AD SKOPJE

AUCTOR & HITA Daily MSE Report

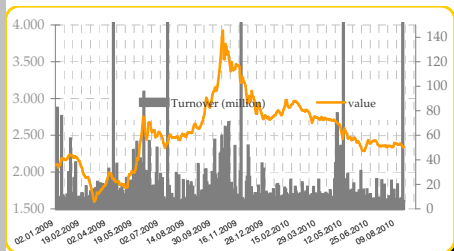
Wednesday 18.08.2010



Market performance

- The total MSE market turnover on 18.08.2010 was MKD 6.320.695 (or EUR 102.792).
- The Macedonian Stock Exchange indexes MBI-10, MBID and OMB increased by +0,26%, +0,14% and +0,23%.
- Daily winners: 13 losers: 6 and non-changed: 6
- The total number of traded shares was 47.638 shares realized in 84 transactions

▲ MBI-10 index

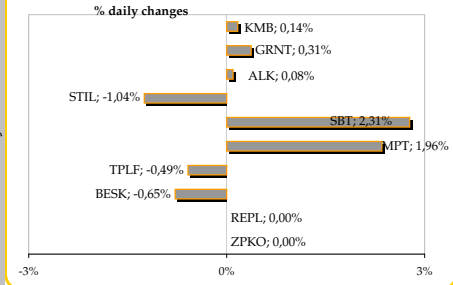


► MBI-10	
•daily change	▲ 0,26%
•5d change	▼ -1,87%
•30d change	▼ -1,28%
•12m change	▼ -12,97%
Last close value	2.344,12
Previous close value	2.338,05
Net change	6,07

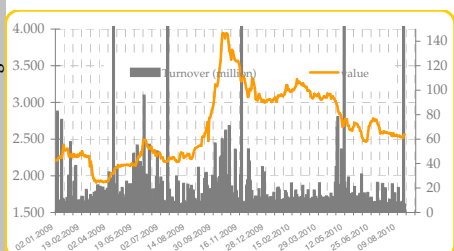
MBI-10 comments:

From 18.08.2010 trading with shares quoted on the MBI-10 index that faced an increase in the share prices were: Komercijalna Banka AD Skopje (+0,14% - MKD 3.299), Granit AD Skopje (+0,31% - MKD 599), Alkaloid AD Skopje (+0,08% - MKD 3.850), Stopanska Banka AD Bitola (+2,31% - MKD 2.660) and Makpetrol AD Skopje (+1,96% - MKD 26.000). From 18.08.2010 trading with shares quoted on the MBI-10 index that faced a decrease in the share prices were: Makstil AD Skopje (-1,04% - MKD 170), Toplifikacija AD Skopje (-0,49% - MKD 3.551) and Beton AD Skopje (-0,65% - MKD 7.301).

Members of Macedonian Index MBI-10



▲ MBID index

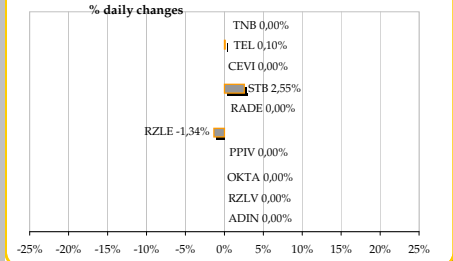


► MBID	
•daily change	▲ 0,14%
•5d change	▲ 1,28%
•30d change	▼ -3,34%
•12m change	▲ 11,89%
Last close value	2.562,39
Previous close value	2.558,68
Net change	3,71

MBID comments:

From 18.08.2010 trading with shares quoted on the MBID index that faced an increase in the share prices were: Makedonski Telekom AD Skopje (+0,10% - MKD 400) and Stopanska Banka AD Skopje (+2,55% - MKD 205). From 18.08.2010 trading with shares quoted on the MBID index that faced a decrease in the share prices were only: Arcelormittal Skopje (HRM) Skopje (-1,34% - MKD 133).

Members of Macedonian Index MBID



Daily Turnover

	MKD	EUR
Official market turnover	5.499.583 MKD	€ 89.424
Regular market turnover	821.112 MKD	€ 13.351
Block transactions	0 MKD	€ 0
Mcap-official segment	31.907.149.082 MKD	€ 518.815.432
Mcap-JSC with special reporting obligations	84.853.010.662 MKD	€ 1.379.723.751

Regional Indexes

Market	Index	Value	Daily Change
NEX	Nex20	13.823,31	0,00%
MNT	Moste	496,84	▼ -0,06%
SASE	Sasx-10	890,56	▼ -0,11%
	Sasx-30	947,80	0,00%
BLSE	Birs	823,83	▲ 1,26%
	Firs	1.395,93	▲ 1,34%
ZSE	Crobex	1.866,28	▲ 0,71%
	Crobex 10	990,50	▲ 0,57%
BELEX	Belex15	628,66	▲ 0,32%
	Belexline	1.204,60	▲ 0,40%
LJSE	SBITOP	821,07	▲ 0,67%
	LJSEX	3.246,67	▲ 0,53%

▲ Top 5 winners

Ticker	average price	change%	turnover	quantity	transactions
SPAZ	7.995,00 MKD	14,17%	79.950 MKD	10	2
OHB	1.935,00 MKD	2,76%	25.155 MKD	13	1
STB	205,00 MKD	2,55%	30.750 MKD	150	1
SBT	2.660,00 MKD	2,31%	53.200 MKD	20	1
MPT	26.000,00 MKD	1,96%	780.000 MKD	30	10

▼ Top 5 losers

Ticker	average price	change%	turnover	quantity	transactions
TTK	601,00 MKD	-6,09%	18.030 MKD	30	1
OHIS	147,00 MKD	-1,34%	15.435 MKD	105	2
RZLE	133,00 MKD	-1,34%	39.900 MKD	300	2
STIL	170,00 MKD	-1,04%	51.000 MKD	300	1
BESK	7.301,00 MKD	-0,65%	7.301 MKD	1	1

Top 10 turnovers

Ticker	first open price	last close price	turnover
RMDEN09	78,70%	78,60%	1.562.675 MKD
KMB	3.250,00 MKD	3.300,00 MKD	1.101.850 MKD
MPT	26.000,00 MKD	26.000,00 MKD	780.000 MKD
ALK	3.849,00 MKD	3.850,00 MKD	527.435 MKD
TEL	400,00 MKD	400,00 MKD	409.500 MKD
GRNT	600,00 MKD	596,00 MKD	320.600 MKD
TPLF	3.550,00 MKD	3.550,00 MKD	305.350 MKD
RMDEN06	83,60%	83,60%	257.033 MKD
RM01	96,40%	96,40%	237.110 MKD
CEVI	750,00 MKD	750,00 MKD	112.500 MKD

MSE MARKET WATCHLIST

MBI-10 Stocks

Ticker	Sector	average daily price	daily turnover	% daily change	5 day change	30 day change	12m change	52 week high	52 week low
ALK	pharmaceutical industry	3.850 MKD	527.435 MKD	▲ 0,08%	▼ -0,21%	▼ -0,67%	▼ -13,07%	6.700 MKD	3.636 MKD
REPL	pharmaceutical industry	37.500 MKD	0 MKD	∅ 0,00%	∅ 0,00%	▲ 2,74%	▼ -21,05%	48.000 MKD	35.500 MKD
GRNT	construction industry	599 MKD	320.600 MKD	▲ 0,31%	▼ -3,35%	▼ -7,18%	▼ -1,86%	1.095 MKD	600 MKD
BESK	construction industry	7.301 MKD	7.301 MKD	▼ -0,65%	▼ -2,65%	▼ -6,16%	▼ -18,90%	18.000 MKD	7.310 MKD
KMB	banking sector	3.299 MKD	1.101.850 MKD	▲ 0,14%	▲ 2,15%	▲ 6,84%	▲ 58,80%	3.900 MKD	2.350 MKD
SBT	banking sector	2.660 MKD	0 MKD	▲ 2,31%	▲ 2,31%	▲ 4,31%	▼ -11,19%	4.938 MKD	2.500 MKD
ZPKO	food industry	2.160 MKD	0 MKD	∅ 0,00%	▼ -4,00%	▲ 2,86%	▼ -20,00%	5.490 MKD	2.100 MKD
STIL	metal and steel industry	170 MKD	51.000 MKD	▼ -1,04%	▼ -2,86%	▼ -6,99%	▲ 6,25%	420 MKD	150 MKD
TPLF	services	3.551 MKD	305.350 MKD	▼ -0,49%	▼ -4,02%	▼ -1,27%	▼ -6,56%	6.639 MKD	3.490 MKD
MPT	trading	26.000 MKD	780.000 MKD	▲ 1,96%	▼ -1,89%	▼ -5,45%	▼ -5,46%	55.499 MKD	25.000 MKD

MSE Stocks

Ticker	Sector	average daily price	daily turnover	% daily change	5 day change	30 day change	12m change	52 week high	52 week low
OHB	banking sector	1.935 MKD	25.155 MKD	▲ 2,76%	▼ -0,26%	▼ -0,26%	▲ 10,26%	3.200 MKD	1.800 MKD
TNB	banking sector	3.800 MKD	95.000 MKD	∅ 0,00%	∅ 0,00%	∅ 0,00%	▼ -2,59%	5.801 MKD	3.699 MKD
STB	banking sector	205 MKD	30.750 MKD	▲ 2,55%	▲ 5,67%	▼ -3,84%	▼ -5,21%	442 MKD	185 MKD
PPIV	beverage industry	10.001 MKD	0 MKD	∅ 0,00%	∅ 0,00%	▼ -4,76%	▲ 33,34%	15.000 MKD	7.300 MKD
ZTVR	food industry	1.700 MKD	0 MKD	∅ 0,00%	▼ -2,86%	▼ -2,86%	▼ -35,21%	3.300 MKD	1.750 MKD
RZLE	metal and steel industry	133 MKD	39.900 MKD	▼ -1,34%	▼ -7,64%	▼ -11,33%	▲ 20,91%	339 MKD	105 MKD
RZLV	metal and steel industry	134 MKD	0 MKD	∅ 0,00%	▼ -0,12%	▼ -4,30%	▲ 11,33%	335 MKD	101 MKD
RZUS	services	250 MKD	0 MKD	∅ 0,00%	▲ 0,11%	▲ 4,17%	▲ 4,39%	639 MKD	213 MKD
MKSD	services	281 MKD	0 MKD	∅ 0,00%	∅ 0,00%	∅ 0,00%	▼ -19,71%	612 MKD	280 MKD
TEL	services	400 MKD	409.500 MKD	▲ 0,10%	▼ -3,54%	▼ -3,17%	▲ 2,50%	530 MKD	375 MKD
MTUR	services	2.400 MKD	24.000 MKD	∅ 0,00%	∅ 0,00%	▼ -2,75%	▼ -11,11%	3.942 MKD	2.351 MKD
SPAZ	trading	7.995 MKD	79.950 MKD	▲ 14,17%	▲ 14,13%	▼ -0,05%	▼ -23,86%	14.427 MKD	7.000 MKD
TETE	industry	580 MKD	58.000 MKD	∅ 0,00%	∅ 0,00%	∅ 0,00%	▲ 27,47%	1.263 MKD	450 MKD
CEVI	industry	750 MKD	112.500 MKD	∅ 0,00%	▲ 1,11%	▲ 0,03%	▼ -48,24%	2.200 MKD	643 MKD

Headlines

>Tetek AD Tetovo (ticker: TETE) published information that completely settle the obligation resulting from the long-term loan approved by Komercijalna banka AD Skopje.

>Komuna AD Skopje (ticker: KOMU) published information that the Group, Belisce., from Croatia, which owns Valkarton- Logatec Republic of Slovenia, which is the dominant owner of the Komuna is taken over by Duropack-Austria.

>Tehnometal Vardar AD Skopje (ticker: TEH) announced the non-audited, non-consolidated Income Statement and Balance Sheet for the period 01.01-30.06.2010 and reported net profit for the accounting period of 71,000 MKD (EUR 1.150).

Central Bank Information

Rates	overnight	1w	1m	3m
SKIBOR	3,21%	4,24%	5,14%	6,14%
MKDONIA	3,20%			
Centr.Bank Bills	/	/	4,50%	/
Lombard Credit	6,00%			

Exchange Rates	buying r	middel r	selling r
EUR	61,1837	61,4912	61,7987
CHF	45,6221	45,8513	46,0806
GBP	74,3423	74,7159	75,0895
USD	47,5768	47,8159	48,0549

Macroeconomics data	2008	2009	2010*
GDP grow (real)	4,90%	-0,50%	2,20%
Inflation	8,30%	-0,80%	1,00%
Unemployment rate	33,80%	31,15%	/
CPI	2,80%	-1,90%	
Credit Raiting**			
short term debt		BB-	BB
long term debt		BB-	BB-

* forecast information

**Fitch and Standard&Poor's

While every effort has been made to ensure the accuracy and timeliness of the material contained in this document, it is neither a comprehensive review of the subject matter covered nor a substitute for specific professional advice. AUCTION&HITA BROKERI AD Skopje provides this material for information purposes, without legal responsibility, and it does not constitute legal or other professional advice. The information contained herein is subject to change without notice. This is not a prospectus or an offer or invitation to acquire securities or assets and we accept no responsibility for loss nor any claims of profits which may arise from reliance on information contained.