

AUCTOR&HITA Daily MSE Report

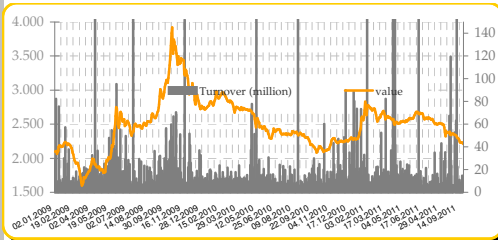
Wednesday 19.10.2011



Market performance

- The total MSE market turnover on 19.10.2011 was MKD 32.407.799 (or EUR 526.870).
- The Macedonian Stock Exchange indexes MBI-10 and MBID registered a decreased by -0,33% and -0,38%, while index OMB registered an increased by +0,37%.
- Daily winners : 5, losers: 7, no price changes: 9.
- The total number of traded shares was 31.378 shares realized in 72 transactions.

▼ MBI-10 index



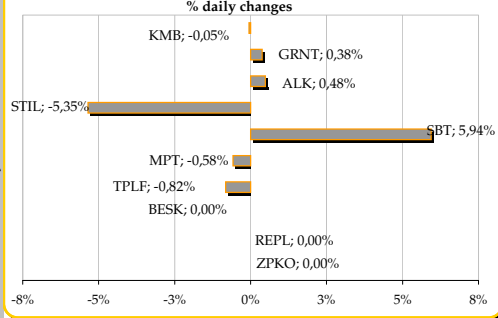
► MBI-10	
•daily change	▼ -0,33%
•5d change	▼ -0,32%
•30d change	▼ -7,66%
•12m change	▼ -6,21%
Last close value	2.150,53
Previous close value	2.157,67
Net change	-7,14

Daily Turnover	MKD	EUR
Official market turnover	31.956.070 MKD	€ 519.611
Regular market turnover	451.729 MKD	€ 7.345
Block transactions	0 MKD	€ 0
Mcap-official segment	29.684.471.346 MKD	€ 482.674.331
Mcap-JSC with special reporting obligations	92.520.847.148 MKD	€ 1.504.404.019

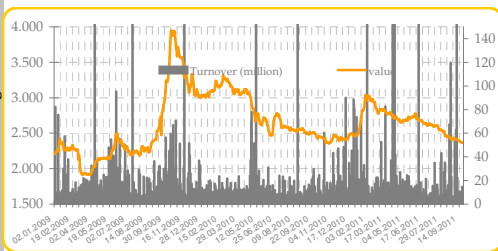
MBI-10 comments:

From 19.10.2011 trading with shares quoted on the MBI-10 index an increased is registered only on the share prices of: Granit AD Skopje (+0,38% - MKD 522), Alkaloid AD Skopje (+0,48% - MKD 4.030) and Stopanska banka AD Bitola (+5,94% - MKD 2.000). From 19.10.2011 trading with shares quoted on the MBI-10 index a decreased is registered only on the share prices of: Komercijalna Banka AD Skopje (-0,05% - MKD 2.900), Makstil AD Skopje (-5,35% - MKD 147), Makpetrol AD Skopje (-0,58% - MKD 22.000) and Toplifkacija AD Skopje (-0,82% - MKD 3.000). Other shares remain unchanged.

Members of Macedonian Index MBI-10



▼ MBID index

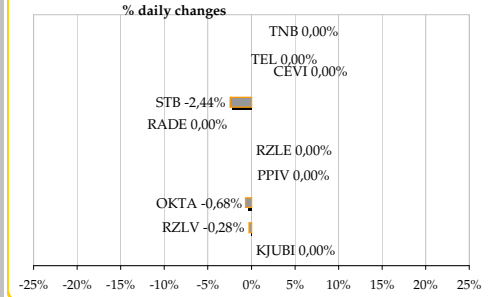


► MBID	
•daily change	▼ -0,38%
•5d change	▼ -0,65%
•30d change	▼ -6,46%
•12m change	▼ -7,10%
Last close value	2.251,01
Previous close value	2.259,57
Net change	-8,56

MBID comments:

From 19.10.2011 trading with shares quoted on the MBID index there was not any company that registered an increased on the share prices. From 19.10.2011 trading with shares quoted on the MBID index, a decreased is registered on the share prices of: Stopanska Banka AD Skopje (-2,44% - MKD 176), OKTA AD Skopje (-0,68% - MKD 1.600) and Arcelormittal Skopje (CRM) Skopje (-0,28% - MKD 92). Other shares remain unchanged.

Members of Macedonian Index MBID



Regional Indexes

Market	Index	Value	Daily Change
MONTE	MONEX20	10.846,74	▲ 0,60%
SASE	Sasx-10	916,99	▼ -0,56%
	Sasx-30	1.013,01	▼ -0,08%
BLSE	Birs	918,34	▼ -0,19%
	Firs	1.915,39	▲ 0,62%
ZSE	Crobex	1.802,67	▼ -0,07%
	Crobex10	993,05	▼ -0,47%
BELEX	Belex15	558,15	▲ 1,06%
	Belexline	1.086,11	▲ 0,99%
LJSE	SBITOP	634,90	▼ -0,12%

▲ Top 5 winners

Ticker	average price	change%	turnover	quantity	transactions
SBT	2.000 MKD	5,94%	28.327.140 MKD	14.467	11
RZTK	352 MKD	2,92%	2.464 MKD	7	1
RMEN10	87%	1,28%	332.081 MKD	6.199	5
ALK	4.030 MKD	0,48%	314.320 MKD	78	8
GRNT	522 MKD	0,38%	167.075 MKD	320	5

▼ Top 5 losers

Ticker	average price	change%	turnover	quantity	transactions
STIL	147 MKD	-5,35%	462.871 MKD	3.157	11
OHIS	109 MKD	-4,39%	436 MKD	4	1
STB	176 MKD	-2,44%	35.120 MKD	200	2
TPLF	3.000 MKD	-0,82%	60.000 MKD	20	1
OKTA	1.600 MKD	-0,68%	12.800 MKD	8	1

Top 10 turnovers

Ticker	first open price	last close price	turnover
SBT	1.880 MKD	2.060 MKD	28.927.140 MKD
KMB	2.901 MKD	2.900 MKD	1.290.510 MKD
STIL	151 MKD	146 MKD	462.871 MKD
RMEN10	86,00%	88,00%	332.081 MKD
ALK	4.029 MKD	4.030 MKD	314.320 MKD
RMEN02	96%	96%	312.918 MKD
TEL	505 MKD	505 MKD	277.750 MKD
GRNT	520 MKD	520 MKD	167.075 MKD
MPT	22.000 MKD	22.000 MKD	88.000 MKD
STBP	320 MKD	320 MKD	68.160 MKD

MBI-10 Stocks

Ticker	Sector	average daily price	daily turnover	% daily change	5 day change	30 day change	12m change	52 week high	52 week low
ALK	pharmaceutical industry	4.030 MKD	314.320 MKD	▲ 0,48%	▲ 3,00%	▼ -0,05%	▲ 11,81%	4.600 MKD	3.299 MKD
REPL	pharmaceutical industry	37.001 MKD	0 MKD	∅ 0,00%	▼ -2,47%	▼ -5,13%	▲ 0,68%	43.260 MKD	36.000 MKD
GRNT	construction industry	522 MKD	167.075 MKD	▲ 0,38%	▲ 0,93%	▲ 0,34%	▲ 4,43%	698 MKD	456 MKD
BESK	construction industry	6.300 MKD	0 MKD	∅ 0,00%	▼ -1,72%	▼ -12,50%	▼ -9,71%	8.580 MKD	6.300 MKD
KMB	banking sector	2.900 MKD	1.290.510 MKD	▼ -0,05%	▲ 5,46%	▼ -6,38%	▼ -3,53%	3.999 MKD	2.920 MKD
SBT	banking sector	2.000 MKD	28.927.140 MKD	▲ 5,94%	∅ 0,00%	▼ -4,78%	▼ -25,94%	3.850 MKD	2.351 MKD
ZPKO	food industry	2.515 MKD	0 MKD	∅ 0,00%	▲ 2,65%	▲ 8,78%	▲ 7,02%	2.529 MKD	1.900 MKD
STIL	metal and steel industry	147 MKD	462.871 MKD	▼ -5,35%	▼ -2,90%	▼ -7,79%	▼ -10,73%	250 MKD	150 MKD
TPLF	services	3.000 MKD	60.000 MKD	▼ -0,82%	▼ -0,13%	▼ -3,35%	▼ -6,31%	4.141 MKD	3.050 MKD
MPT	trading	22.000 MKD	88.000 MKD	▼ -0,58%	▼ -0,58%	▲ 2,40%	▼ -18,54%	35.001 MKD	21.000 MKD

MSE Stocks

Ticker	Sector	average daily price	daily turnover	% daily change	5 day change	30 day change	12m change	52 week high	52 week low
OHB	banking sector	1.371 MKD	0 MKD	∅ 0,00%	∅ 0,00%	▼ -0,59%	▼ -27,81%	1.950 MKD	1.411 MKD
TNB	banking sector	2.912 MKD	0 MKD	∅ 0,00%	▲ 2,16%	▼ -8,84%	∅ 0,00%	4.300 MKD	3.300 MKD
STB	banking sector	176 MKD	35.120 MKD	▼ -2,44%	▼ -2,44%	▼ -7,58%	▼ -10,86%	264 MKD	187 MKD
PPIV	beverage industry	9.178 MKD	0 MKD	∅ 0,00%	▼ -0,24%	▼ -3,39%	▼ -0,99%	11.200 MKD	9.000 MKD
ZTVR	food industry	1.780 MKD	0 MKD	∅ 0,00%	∅ 0,00%	∅ 0,00%	▲ 4,71%	1.781 MKD	1.700 MKD
RZLE	metal and steel industry	96 MKD	0 MKD	∅ 0,00%	▲ 4,35%	▼ -4,00%	▼ -25,58%	170 MKD	108 MKD
RZLV	metal and steel industry	92 MKD	29.440 MKD	▼ -0,28%	▼ -5,15%	▼ -14,81%	▼ -17,12%	155 MKD	108 MKD
RZUS	services	195 MKD	58.600 MKD	▼ -1,84%	▼ -1,81%	▼ -5,64%	▼ -15,07%	341 MKD	213 MKD
MKSD	services	170 MKD	0 MKD	∅ 0,00%	∅ 0,00%	▼ -15,00%	▼ -38,41%	320 MKD	186 MKD
TEL	services	505 MKD	79.285 MKD	∅ 0,00%	∅ 0,00%	∅ 0,00%	▲ 23,17%	568 MKD	390 MKD
MTUR	services	2.601 MKD	0 MKD	∅ 0,00%	▲ 0,06%	▲ 1,92%	▲ 9,19%	3.051 MKD	2.380 MKD
SPAZ	trading	5.794 MKD	0 MKD	∅ 0,00%	▲ 2,99%	▼ -0,10%	▼ -18,39%	8.000 MKD	5.999 MKD
TETE	industry	420 MKD	0 MKD	∅ 0,00%	▲ 0,05%	▼ -10,83%	▼ -25,40%	720 MKD	402 MKD
CEVI	industry	603 MKD	0 MKD	∅ 0,00%	∅ 0,00%	▼ -2,90%	▼ -9,06%	900 MKD	649 MKD

Headlines

>Skopski Pazar AD Skopje (ticker: SPAZ) published the non-audited Income statement for the period of 01.01.-30.09.2011 and reported net profit for the accounting period of 17.760.000 MKD (or EUR 288.734), which is by 173% higher comparing with the same fiscal period previous year.

>Komericalna Banka AD Skopje (ticker :KMB) announces that on 10.10.2011 it receives a suit for initiation of litigation No. 1266 of 30.09.2011. Value of the litigation is MKD 847.217.663,50, which is 10,57% of the company capital. The bank is defendant in the litigation. Moreover the bank holds proper documentation evidencing groundlessness of the suit.

Central Bank Information

Rates	overnight	1w	1m	3m
SKIBOR	2,18%	6,16%	4,14%	4,91%
	6m	9m	12m	
	5,43%	5,90%	6,42%	

Centr. Bank Bills	/	4,00%	/
Lombard Credit	5,50%		

Exchange Rates	buying r	middel r	selling r
EUR	61,1931	61,5001	61,8081
CHF	49,2381	49,4855	49,7329
GBP	69,9390	70,2904	70,6419
USD	44,2530	44,4754	44,6978

Macroeconomics data	2008	2009	2010	2011*
GDP grow (real)	5,00%	-0,90%	0,70%	3,50%
Inflation	8,30%	-0,80%	1,60%	3,00%
Unemployment rate	33,80%	32,20%	32,00%	30,80%
CPI	2,80%	-1,90%		
Credit Rating**				
short term debt		BB-	BB	
long term debt		BB-	BB-	

* forecast information

**Fitch and Standard&Poor's