

AUCTOR&HITA Daily MSE Report

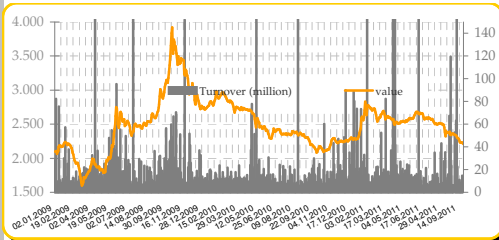
Wednesday 12.10.2011



Market performance

- The total MSE market turnover on 12.10.2011 was MKD 8.977.666 (or EUR 145.955).
- The Macedonian Stock Exchange index MBI-10 registered an increased by +0,95%, OMB registered a decreased by -0,64%, while index MBID remain unchanged.
- Daily winners : 13, losers: 6, no price changes: 5.
- The total number of traded shares was 35.033 shares realized in 111 transactions.

▼ MBI-10 index



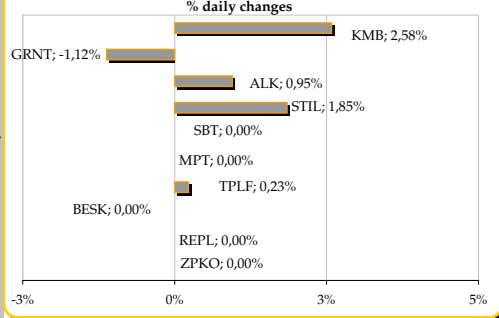
► MBI-10	
daily change	▲ 0,95%
5d change	▲ 3,33%
30d change	▼ -9,39%
12m change	▼ -3,20%
Last close value	2.137,59
Previous close value	2.117,41
Net change	20,18

Daily Turnover	MKD	EUR
Official market turnover	8.613.840 MKD	€ 140.062
Regular market turnover	363.826 MKD	€ 5.916
Block transactions	0 MKD	€ 0
Mcap-official segment	29.522.550.434 MKD	€ 480.041.470
Mcap-JSC with special reporting obligations	92.764.649.644 MKD	€ 1.508.368.287

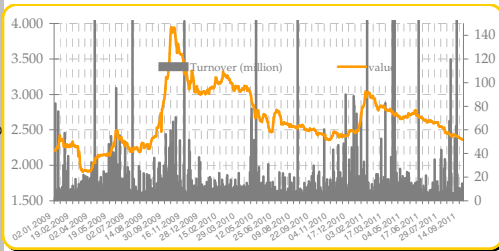
MBI-10 comments:

From 12.10.2011 trading with shares quoted on the MBI-10 index an increased is registered only on the share prices of: Komercijalna Banka AD Skopje (+2,58% - MKD 2.850), Alkaloid AD Skopje (+0,95% - MKD 3.987), Makstil AD Skopje (+1,85% - MKD 150) and Toplifikacija AD Skopje (+0,23% - MKD 3.051). From 12.10.2011 trading with shares quoted on the MBI-10 index a decreased is registered only on the share prices of : Granit AD Skopje (-1,12% - MKD 521). Other shares remain unchanged.

Members of Macedonian Index MBI-10



▼ MBID index

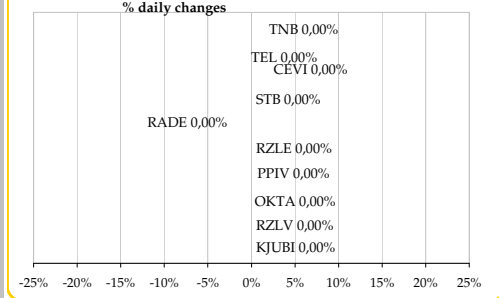


► MBID	
daily change	○ 0,00%
5d change	▼ -0,67%
30d change	▼ -8,06%
12m change	▼ -8,67%
Last close value	2.239,50
Previous close value	2.239,50
Net change	0,00

MBID comments:

From 12.10.2011 trading with shares quoted on the MBID index, there was not any company that registered a change on the share prices.

Members of Macedonian Index MBID



Regional Indexes

Market	Index	Value	Daily Change
MONTE	MONEX20	10.900,96	▲ 0,09%
SASE	Sasx-10	925,44	▲ 0,78%
	Sasx-30	1.012,63	▼ -0,17%
BLSE	Birs	922,21	▼ -0,79%
	Firs	1.942,72	▲ 0,14%
ZSE	Crobex	1.820,02	▲ 1,44%
	Crobex10	1.002,97	▲ 1,52%
BELEX	Belex15	544,62	▲ 0,81%
	Belexline	1.065,03	▲ 0,71%
LJSE	SBITOP	627,02	▲ 1,08%

▲ Top 5 winners

Ticker	average price	change%	turnover	quantity	transactions
LOZP	2.808 MKD	20,00%	5.616 MKD	2	1
FUBT	450 MKD	12,50%	9.000 MKD	20	1
KMB	2.850 MKD	2,58%	1.356.648 MKD	476	21
FERS	42.100 MKD	2,18%	168.400 MKD	4	1
MPOL	210 MKD	1,94%	63.000 MKD	300	1

▼ Top 5 losers

Ticker	average price	change%	turnover	quantity	transactions
METC	30 MKD	-28,57%	27.000 MKD	900	1
GRNT	521 MKD	-1,12%	364.600 MKD	700	4
RM DEN09	87,05%	-1,08%	44.758 MKD	836	2
RM DEN10	87,00%	-0,92%	7.598 MKD	142	1
RM DEN08	89,66%	-0,38%	940.420 MKD	17.053	4

Top 10 turnovers

Ticker	first open price	last close price	turnover
ALK	3.951 MKD	4.000 MKD	1.906.078 MKD
MPT	22.000 MKD	22.000 MKD	1.671.984 MKD
KMB	2.810 MKD	2.860 MKD	1.356.648 MKD
MTUR	2.601 MKD	2.601 MKD	1.157.445 MKD
RM DEN08	89,70%	89,50%	940.420 MKD
GRNT	525 MKD	520 MKD	364.600 MKD
RM DEN05	93,00%	93,00%	276.332 MKD
TPLF	3.050 MKD	3.050 MKD	262.420 MKD
TEL	505 MKD	505 MKD	241.390 MKD
FERS	42.100 MKD	42.100 MKD	168.400 MKD

MBI-10 Stocks

Ticker	Sector	average daily price	daily turnover	% daily change	5 day change	30 day change	12m change	52 week high	52 week low
ALK	pharmaceutical industry	3.988 MKD	1.906.078 MKD	▲ 0,95%	▲ 0,67%	▼ -1,32%	▲ 13,86%	4.600 MKD	3.299 MKD
REPL	pharmaceutical industry	37.940 MKD	0 MKD	∅ 0,00%	▼ -2,72%	▼ -3,95%	▲ 3,47%	43.260 MKD	36.000 MKD
GRNT	construction industry	521 MKD	364.600 MKD	▼ -1,12%	▼ -0,22%	▼ -5,99%	▲ 4,12%	698 MKD	456 MKD
BESK	construction industry	6.316 MKD	63.160 MKD	▲ 1,54%	▼ -4,30%	▼ -12,28%	▼ -6,98%	8.580 MKD	6.300 MKD
KMB	banking sector	2.850 MKD	1.356.648 MKD	▲ 2,58%	▼ -2,13%	▼ -11,44%	▼ -5,00%	3.999 MKD	2.920 MKD
SBT	banking sector	1.800 MKD	0 MKD	∅ 0,00%	∅ 0,00%	▼ -14,41%	▼ -32,08%	3.850 MKD	2.351 MKD
ZPKO	food industry	2.500 MKD	0 MKD	∅ 0,00%	▲ 6,34%	▲ 6,38%	▲ 6,38%	2.529 MKD	1.900 MKD
STIL	metal and steel industry	150 MKD	12.000 MKD	▲ 1,85%	▲ 2,63%	▼ -6,25%	▼ -3,83%	250 MKD	150 MKD
TPLF	services	3.051 MKD	262.420 MKD	▲ 0,23%	▼ -3,12%	▼ -7,68%	▼ -9,71%	4.141 MKD	3.050 MKD
MPT	trading	22.000 MKD	1.671.984 MKD	∅ 0,00%	∅ 0,00%	▲ 1,50%	▼ -18,52%	35.001 MKD	21.000 MKD

MSE Stocks

Ticker	Sector	average daily price	daily turnover	% daily change	5 day change	30 day change	12m change	52 week high	52 week low
OHB	banking sector	1.371 MKD	0 MKD	∅ 0,00%	▼ -0,59%	▼ -2,08%	▼ -25,90%	1.950 MKD	1.411 MKD
TNB	banking sector	2.770 MKD	0 MKD	∅ 0,00%	▼ -3,48%	▼ -17,31%	∅ 0,00%	4.300 MKD	3.300 MKD
STB	banking sector	180 MKD	0 MKD	∅ 0,00%	∅ 0,00%	▼ 0,00%	▼ -10,00%	264 MKD	187 MKD
PPIV	beverage industry	9.200 MKD	0 MKD	∅ 0,00%	∅ 0,00%	▼ -3,16%	▲ -0,76%	11.200 MKD	9.000 MKD
ZTVR	food industry	1.780 MKD	0 MKD	∅ 0,00%	∅ 0,00%	▼ -0,06%	▲ 4,71%	1.781 MKD	1.700 MKD
RZLE	metal and steel industry	90 MKD	0 MKD	∅ 0,00%	▼ -3,74%	▼ -10,00%	▼ -30,23%	170 MKD	108 MKD
RZLV	metal and steel industry	92 MKD	12.880 MKD	∅ 0,00%	∅ 0,00%	▼ -17,12%	▼ -17,12%	155 MKD	108 MKD
RZUS	services	199 MKD	27.661 MKD	∅ 0,03%	▼ -3,40%	▼ -2,45%	▼ -7,87%	341 MKD	213 MKD
MKSD	services	171 MKD	34.200 MKD	▲ 1,79%	∅ 0,00%	▼ -14,50%	▼ -38,04%	320 MKD	186 MKD
TEL	services	505 MKD	241.390 MKD	∅ 0,00%	▲ -0,20%	▼ -0,98%	▲ 25,02%	568 MKD	390 MKD
MTUR	services	2.601 MKD	1.157.445 MKD	▲ 0,06%	▲ 0,04%	▲ 2,81%	▲ 9,24%	3.051 MKD	2.380 MKD
SPAZ	trading	5.626 MKD	0 MKD	∅ 0,00%	▲ 0,02%	▼ -1,30%	▼ -22,93%	8.000 MKD	5.999 MKD
TETE	industry	420 MKD	83.900 MKD	▼ -0,07%	▼ -1,29%	▼ -19,33%	▼ -25,49%	720 MKD	402 MKD
CEVI	industry	603 MKD	0 MKD	∅ 0,00%	∅ 0,00%	▼ -5,78%	▼ -7,23%	900 MKD	649 MKD

Headlines

>ZK Pelagonija AD Skopje (ticker : ZPKO) announces that Mr. Dragi Petrovski, CEO of the company, has acquired 2.097 or 0,77%, of the total number of ordinary shares issued by ZK Pelagonija AD Skopje.

>Ohridska Banka AD Ohrid (ticker: OHB), signed agreement for Subordinated loan with Societe Generale, Paris, for the amount of 8 million euro. The agreement was concluded for a period of 8 years. The subordinated loan is intended to align the regulatory requirements for the amount of capital adequacy of Ohridska Banka AD Skopje.

>Komercijalna Banka AD Skopje (ticker :KMB) announces that Mr. Simon Naumoski, member of the Bank's Supervisory Board, by the way of trade transaction has acquired 497 ordinary shares issued by Komercijalna banka AD Skopje.

Central Bank Information

Rates	overnight	1w	1m	3m
SKIBOR	2,19%	3,18%	4,14%	4,97%
	6m	9m	12m	
	5,47%	5,96%	6,47%	

Centr.Bank Bills	/	4,00%	/
Lombard Credit	5,50%		

Exchange Rates	buying r	middel r	selling r
EUR	61,1983	61,5058	61,8133
CHF	49,4851	49,7338	49,9825
GBP	69,9129	70,2642	70,6156
USD	44,4561	44,6795	44,9029

Macroeconomics data	2008	2009	2010	2011*
GDP grow (real)	5,00%	-0,90%	0,70%	3,50%
Inflation	8,30%	-0,80%	1,60%	3,00%
Unemployment rate	33,80%	32,20%	32,00%	30,80%
CPI	2,80%	-1,90%		

Credit Rating**

short term debt	BB-	BB
long term debt	BB-	BB-

* forecast information

**Fitch and Standard&Poor's