



## AUCTOR&HITA Daily MSE Report

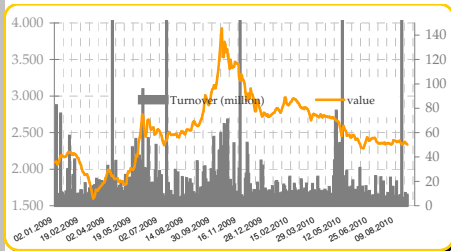
Wednesday 25.08.2010



### Market performance

- The total MSE market turnover on 25.08.2010 was MKD 8.989.173 (or EUR 146.142).
- The Macedonian Stock Exchange indexes MBID and OMB increased by +0,83% and +0,07%, while index MBI-10 decreased by -0,48%.
- Daily winners: 6 losers: 12 and non-changed: 6
- The total number of traded shares was 24.094 shares realized in 99 transactions

### ▲ MBI-10 index



#### ► MBI-10

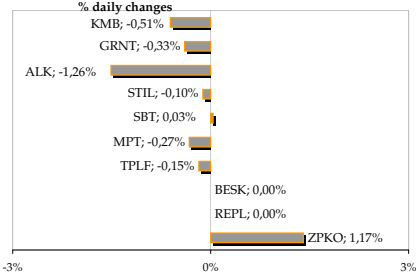
•daily change ▼ -0,48%  
 •5d change ▼ -0,90%  
 •30d change ▼ -0,88%  
 •12m change ▼ -21,75%

Last close value 2.337,05  
 Previous close value 2.348,27  
 Net change -11,22

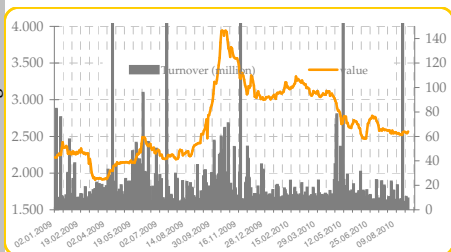
#### MBI-10 comments:

From 25.08.2010 trading with shares quoted on the MBI-10 index that faced an increase in the share prices were: Stopanska Banka AD Bitola (+0,03% - MKD 2.651) and ZK Pelagonija AD Bitola (+1,17% - MKD 2.250).  
 From 25.08.2010 trading with shares quoted on the MBI-10 index that faced a decrease in the share prices were: Komercijalna Banka AD Skopje (-0,51% - MKD 3.283), Granit AD Skopje (-0,33% - MKD 598), Alkaloid AD Skopje (-1,26% - MKD 3.802), Makstil AD Skopje (-0,10% - MKD 173), Makpetrol AD Skopje (-0,27% - MKD 26.000) and Toplifakacija AD Skopje (-0,15% - MKD 3.495).

#### Members of Macedonian Index MBI-10



### ▲ MBID index



#### ► MBID

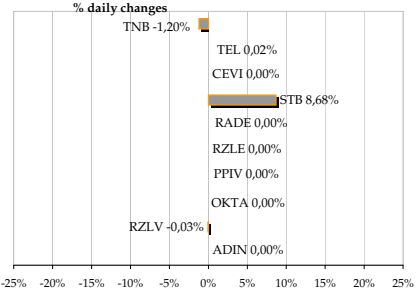
•daily change ▲ 0,83%  
 •5d change ▲ 0,14%  
 •30d change ▼ -1,57%  
 •12m change ▲ 13,62%

Last close value 2.566,01  
 Previous close value 2.544,91  
 Net change 21,10

#### MBID comments:

From 25.08.2010 trading with shares quoted on the MBID index that faced an increase in the share prices were: Makedonski Telekom AD Skopje (+0,02% - MKD 400) and Stopanska Banka AD Skopje (+8,68% - MKD 238).  
 From 25.08.2010 trading with shares quoted on the MBID index that faced a decrease in the share prices were: NLB Tutunska Banka AD Skopje (-1,20% - MKD 3.705) and Arcelormittal Skopje (CRM) Skopje (-0,03% - MKD 133).

#### Members of Macedonian Index MBID



#### Daily Turnover

	MKD	EUR
Official market turnover	7.421.313 MKD	€ 120.672
Regular market turnover	1.567.860 MKD	€ 25.494
Block transactions	0 MKD	€ 0
Mcap-official segment	31.801.370.125 MKD	€ 517.095.449
Mcap-JSC with special reporting obligations	85.367.962.448 MKD	€ 1.388.096.950

#### Regional Indexes

Market	Index	Value	Daily Change
NEX	Nex20	13.687,41	0,00%
MNT	Moste	487,79	-0,36%
SASE	Sasx-10	899,37	0,95%
	Sasx-30	946,14	0,44%
BLSE	Birs	818,89	0,13%
	Firs	1.394,13	0,09%
ZSE	Crobex	1.843,10	-0,96%
	Crobex10	979,95	-0,89%
BELEX	Belex15	629,35	0,10%
	Belexline	1.220,46	0,25%
LJSE	SBITOP	821,59	0,23%
	LJSEX	3.271,18	-0,01%

#### ▲ Top 5 winners

Ticker	average price	change%	turnover	quantity	transactions
STB	238,00 MKD	8,68%	79.254 MKD	333	2
ZPKO	2.250,00 MKD	1,17%	45.000 MKD	20	2
RM01	96,99%	0,61%	198.474 MKD	3.327	3
SBT	2.651,00 MKD	0,03%	92.785 MKD	35	3
TEL	399,95 MKD	0,02%	759.900 MKD	1.900	10

#### ▼ Top 5 losers

Ticker	average price	change%	turnover	quantity	transactions
PKB	3.000,00 MKD	-25,00%	150.000 MKD	50	3
SPAZ	7.002,00 MKD	-12,48%	70.020 MKD	10	3
RM01	82,00%	-2,38%	4.237 MKD	84	2
ALK	3.801,72 MKD	-1,26%	1.798.213 MKD	473	20
TNB	3.705,31 MKD	-1,20%	237.140 MKD	64	6

#### Top 10 turnovers

Ticker	first open price	last close price	turnover
KMB	3.300,00 MKD	3.300,00 MKD	3.036.700 MKD
ALK	3.860,00 MKD	3.750,00 MKD	1.798.213 MKD
MPT	26.000,00 MKD	26.000,00 MKD	962.006 MKD
TEL	399,00 MKD	400,00 MKD	759.900 MKD
RM01	87,50%	87,50%	296.663 MKD
RM01	79,60%	79,90%	286.088 MKD
TPLF	3.495,00 MKD	3.500,00 MKD	251.620 MKD
TNB	3.750,00 MKD	3.660,00 MKD	237.140 MKD
RM01	80,50%	80,50%	212.274 MKD
RM01	97,00%	96,50%	198.474 MKD

# MSE MARKET WATCHLIST

## MBI-10 Stocks

Ticker	Sector	average daily price	daily turnover	% daily change	5 day change	30 day change	12m change	52 week high	52 week low
ALK	pharmaceutical industry	3.802 MKD	1.798.213 MKD	▼ -1,26%	▼ -1,36%	▼ -1,25%	▼ -16,45%	6.700 MKD	3.636 MKD
REPL	pharmaceutical industry	36.710 MKD	0 MKD	∅ 0,00%	▼ -2,11%	▲ 0,58%	▼ -22,72%	48.000 MKD	35.500 MKD
GRNT	construction industry	598 MKD	59.800 MKD	▼ -0,33%	▼ -1,97%	▼ -5,08%	▼ -3,88%	1.095 MKD	600 MKD
BESK	construction industry	7.550 MKD	0 MKD	∅ 0,00%	▲ 0,67%	▲ 0,67%	▼ -18,99%	18.000 MKD	7.310 MKD
KMB	banking sector	3.283 MKD	3.036.700 MKD	▼ -0,51%	▼ -2,14%	▲ 5,90%	▲ 69,62%	3.900 MKD	2.350 MKD
SBT	banking sector	2.651 MKD	92.785 MKD	▲ 0,03%	▲ 1,96%	▼ -1,81%	▼ -11,21%	4.938 MKD	2.500 MKD
ZPKO	food industry	2.250 MKD	45.000 MKD	▲ 1,17%	▲ 4,17%	▲ 2,28%	▼ -10,00%	5.490 MKD	2.100 MKD
STIL	metal and steel industry	173 MKD	107.433 MKD	▼ -0,10%	▼ -1,49%	▼ -6,49%	▲ 4,22%	420 MKD	150 MKD
TPLF	services	3.495 MKD	251.620 MKD	▼ -0,15%	▼ -2,92%	▼ -1,74%	▼ -9,82%	6.639 MKD	3.490 MKD
MPT	trading	26.000 MKD	962.006 MKD	▼ -0,27%	▲ 0,26%	▼ -3,70%	▼ -7,14%	55.499 MKD	25.000 MKD

## MSE Stocks

Ticker	Sector	average daily price	daily turnover	% daily change	5 day change	30 day change	12m change	52 week high	52 week low
OHB	banking sector	1.918 MKD	0 MKD	∅ 0,00%	▲ 1,87%	▼ -1,13%	▲ 9,30%	3.200 MKD	1.800 MKD
TNB	banking sector	3.705 MKD	237.140 MKD	▼ -1,20%	▼ -2,49%	▼ -2,51%	▼ -9,31%	5.801 MKD	3.699 MKD
STB	banking sector	238 MKD	79.254 MKD	▲ 8,68%	▲ 23,96%	▲ 18,25%	▲ 8,18%	442 MKD	185 MKD
PIIV	beverage industry	10.000 MKD	0 MKD	∅ 0,00%	∅ 0,00%	▼ -1,96%	▲ 26,29%	15.000 MKD	7.300 MKD
ZTVR	food industry	1.700 MKD	0 MKD	∅ 0,00%	∅ 0,00%	▼ -2,86%	▼ -35,21%	3.300 MKD	1.750 MKD
RZLE	metal and steel industry	131 MKD	0 MKD	∅ 0,00%	▼ -6,43%	▼ -3,68%	▲ 19,09%	339 MKD	105 MKD
RZLV	metal and steel industry	133 MKD	13.300 MKD	▼ -0,03%	▲ 0,76%	▼ -8,55%	▲ 10,83%	335 MKD	101 MKD
RZUS	services	250 MKD	0 MKD	∅ 0,00%	▲ 0,09%	▲ 3,29%	▲ 4,38%	639 MKD	213 MKD
MKSD	services	281 MKD	0 MKD	∅ 0,00%	∅ 0,00%	∅ 0,00%	▼ -19,71%	612 MKD	280 MKD
TEL	services	400 MKD	759.900 MKD	▲ 0,02%	▼ -0,13%	▼ -5,30%	▲ 4,05%	530 MKD	375 MKD
MTUR	services	2.400 MKD	0 MKD	∅ 0,00%	∅ 0,00%	▲ 0,01%	▼ -12,73%	3.942 MKD	2.351 MKD
SPAZ	trading	7.002 MKD	70.020 MKD	▼ -12,48%	▼ -12,42%	▼ -12,46%	▼ -29,98%	14.427 MKD	7.000 MKD
TETE	industry	580 MKD	0 MKD	∅ 0,00%	∅ 0,00%	∅ 0,00%	▲ 28,32%	1.263 MKD	450 MKD
CEVI	industry	750 MKD	132.750 MKD	∅ 0,00%	▼ -2,60%	∅ 0,00%	▼ -48,24%	2.200 MKD	643 MKD

## Headlines

>Ferspedit AD Skopje (ticker: FERS) published Information for Decision reached on the session on Supervisory Board for appointing new members of the Management Board of the company.

## Central Bank Information

Rates	overnight	1w	1m	3m
SKIBOR	3,13%	4,20%	5,03%	6,08%
MKDONIA	2,70%			
Centr.Bank Bills	/	/	4,50%	/
Lombard Credit	6,00%			

Exchange Rates	buying r	middel r	selling r
EUR	61,2025	61,5101	61,8177
CHF	46,5206	46,7544	46,9882
GBP	74,7010	75,0764	75,4518
USD	48,5311	48,7750	49,0188

Macroeconomics data	2008	2009	2010*
GDP grow (real)	4,90%	-0,50%	2,20%
Inflation	8,30%	-0,80%	1,00%
Unemployment rate	33,80%	31,15%	/
CPI	2,80%	-1,90%	
Credit Raiting**			
short term debt	BB-	BB	
long term debt	BB-	BB-	

\* forecast information  
\*\*Fitch and Standard&Poor's

While every effort has been made to ensure the accuracy and timeliness of the material contained in this document, it is neither a comprehensive review of the subject matter covered nor a substitute for specific professional advice. AUCTOR&HITA BROKERI AD Skopje provides this material for information purposes, without legal responsibility, and it does not constitute legal or other professional advice. The information contained herein is subject to change without notice. This is not a prospectus or an offer or invitation to acquire securities or assets and we accept no responsibility for loss nor any claims of profits which may arise from reliance on information contained.