



AUCTOR

AUCTION BROKERI AD SKOPJE

bul. Partizanski Odredi 43B/flat 5, 1000 Skopje, R. Macedonia; tel: +389 2 3248 980, fax: +389 2 3248 992
 W: www.auctor.com.mk E: info@auctor.com.mk

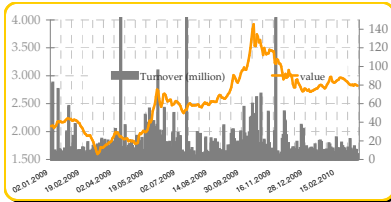
Daily MSE Report

Thursday, March 11, 2010

Market performance

- The total MSE market turnover on 11.03.2010 was MKD 9.208.588 or EUR 150.541 whereas the market capitalization of the official market segment valued EUR 638,9 millions and of the regular valued EUR 1.515,3 billion.
- Macedonian stock exchange indexes MBI-10 and MBID decreased by -0,29%, -0,42% and OMB index remained unchanged.
- Daily winners: 8, losers: 8, and non-changed: 3.
- The total trades number on the MSE on 11.03.2010 was 118.

▲ MBI-10 index

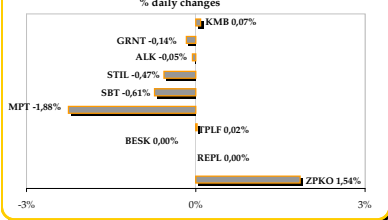


► MBI-10	
•daily change	▼ -0,29%
•5d change	▼ -0,02%
•30d change	▲ 1,03%
•12m change	▲ 48,09%
Last close value	2.822,13
Previous close value	2.830,41
Net change	-8,28

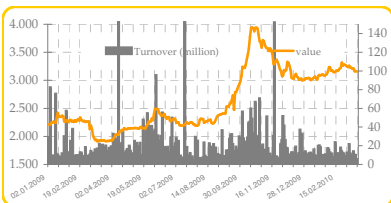
MBI-10 comments:

MBI-10 stocks that faced an increase were: Komercijalna Banka AD Skopje (+0,07% - MKD 3.199,99), ZK Patagonija AD Bitola (+1,54% - MKD 2.741,67), and TopliKafija AD Skopje (+0,02% - MKD 4.800,82). The MBI-10 stocks that faced a decrease were the following: Makpetrol AD Skopje (-1,88% - MKD 32.819,72), Granit AD Skopje (-0,14% - MKD 800,00), Maksimal AD Skopje (-0,47% - MKD 242,11), Stopanska Banka AD Bitola (-0,61% - MKD 2.926,56) and Alkaloid AD Skopje (-0,05% - MKD 4.824,79).

Members of Macedonian Index MBI-10



▲ MBID index

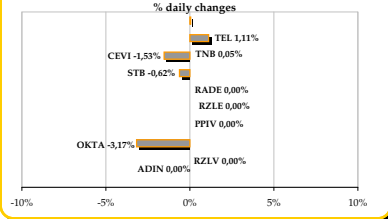


► MBID	
•daily change	▼ -0,42%
•5d change	▼ -0,02%
•30d change	▲ 1,03%
•12m change	▲ 48,09%
Last close value	3.154,83
Previous close value	3.168,01
Net change	-13,18

MBID comments:

MBID shares that increased on 11.03.2010 are: Makedonski Telekom AD Skopje (+1,11% - MKD 514,99) and Tutunska Banka AD Skopje (+0,05% - MKD 5.102,98). MBID shares that decreased in price are: Stopanska Banka AD Skopje (-0,62% - MKD 260,00), OKTA AD Skopje (-3,17% - MKD 3.050,00) and FZC 11 Oktomvri AD Kumanovo (-1,53% - MKD 108,63).

Members of Macedonian Index MBID



Daily Turnover	MKD	EUR
Official market turnover	5.435.438 MKD	€ 88.858
Regular market turnover	3.773.150 MKD	€ 61.683
Block transactions	0 MKD	€ 0
Mcap-official segment	39.083.937.303 MKD	€ 638.939.632
Mcap-JSC with special reporting obligations	92.690.952.544 MKD	€ 1.515.300.843

Regional Indexes

Market	Index	Value	Daily Change
NEX	Nex20	15.150,30	▲ + 0,54%
MNT	Moste	614,78	▼ - 1,23%
SASE	BIFix	1.683,24	▲ + 0,72%
	Sasx-10	1.025,11	▲ + 0,63%
BLSE	Birs	922,63	▼ - 0,23%
	Firs	1.575,84	▼ - 0,28%
ZSE	Crobex	2.141,57	▼ - 0,05%
	Crobex 10	1.148,63	▲ + 0,15%
BELEX	Belex 15	677,46	▼ - 0,94%
	Belexline	1.321,28	▼ - 0,70%
LJSE	SBTOP	923,83	▲ + 0,81%
	SBI20	3.780,84	▲ + 0,77%

▲ Top 5 winners

Ticker	average price	change%	turnover	quantity	transactions
RZEK	92,86 MKD	23,81%	2.600,00 MKD	28	2
RZIN	510,00 MKD	1,80%	1.530,00 MKD	3	1
ZPKO	2.741,67 MKD	1,54%	115.150,00 MKD	42	4
TEL	514,99 MKD	1,11%	2.278.310,00 MKD	4.424	26
RZUS	380,00 MKD	0,48%	66.500,00 MKD	175	2

▼ Top 5 losers

Ticker	average price	change%	turnover	quantity	transactions
OKTA	3.050,00 MKD	-3,17%	9.150 MKD	3	1
MPT	32819,72%	-1,88%	951.771 MKD	29	12
CEVI	1.081,63 MKD	-1,53%	93.020 MKD	86	2
STB	260,00 MKD	-0,62%	29.380 MKD	113	2
SBT	2.926,56 MKD	-0,61%	187.300 MKD	64	3

Top 10 turnovers

Ticker	average price	change%	turnover
TEL	514,99 MKD	1,11%	2.278.000 MKD
KMB	3.199,99 MKD	0,07%	2.006.000 MKD
TNB	5.102,98 MKD	0,05%	1.352.000 MKD
ALK	4.824,79 MKD	-0,05%	1.298.000 MKD
MPT	32.819,72 MKD	-1,88%	952.000 MKD
TPLF	4.800,82 MKD	0,02%	350.000 MKD
GRNT	800,00 MKD	-0,14%	236.000 MKD
SBT	2.926,56 MKD	-0,61%	187.000 MKD
STIL	242,11 MKD	-0,47%	143.000 MKD
ZPKO	2.741,67 MKD	1,57%	115.000 MKD

MSE MARKET WATCHLIST

MBI-10 Stocks

Ticker	Sector	average daily price	daily turnover	% daily change	5 day change	30 day change	12m change	52 week high	52 week low
ALK	pharmaceutical industry	4.824,79 MKD	1.297.869 MKD	▼ -0,05%	▲ 0,47%	▼ -2,52%	▲ 63,09%	6.700 MKD	2.445 MKD
REPL	pharmaceutical industry	47.500 MKD	0 MKD	∅ 0,00%	▼ -1,04%	▲ 1,88%	▲ 10,47%	49.533 MKD	39.999 MKD
GRNT	construction industry	800 MKD	23.600 MKD	▼ -0,14%	▼ -1,76%	▲ 0,70%	▲ 110,59%	1.095 MKD	344 MKD
BESK	construction industry	10.400 MKD	0 MKD	∅ 0,00%	▼ -3,71%	▼ -7,15%	▲ 33,00%	18.000 MKD	7.022 MKD
KMB	banking sector	3.199,99 MKD	2.006.394 MKD	▲ 0,07%	▲ 3,21%	▲ 3,71%	▼ -8,58%	3.900 MKD	1.900 MKD
SBT	banking sector	2.926,56 MKD	187.300 MKD	▼ -0,61%	▼ -2,25%	▼ -5,59%	▼ -5,71%	4.938 MKD	2.650 MKD
ZPKO	food industry	2.741,67 MKD	115.150 MKD	▲ 1,54%	▼ -5,46%	▼ -11,56%	▼ -14,32%	5.490 MKD	2.400 MKD
STIL	metal and steel industry	242,11 MKD	143.329 MKD	▲ -0,47%	▼ -1,18%	▼ -1,23%	▲ 120,10%	420 MKD	100 MKD
TPLF	services	4.800,82 MKD	350.460 MKD	▲ 0,02%	▲ 0,50%	▼ -5,83%	▲ 84,38%	6.639 MKD	2.000 MKD
MPT	trading	32.819,7 MKD	951.772 MKD	▼ -1,88%	▼ -4,87%	▼ -12,48%	▼ -23,85%	55.499 MKD	20.134 MKD

MSE Stocks

Ticker	Sector	average daily price	daily turnover	% daily change	5 day change	30 day change	12m change	52 week high	52 week low
OHB	banking sector	2.050 MKD	0 MKD	∅ 0,00%	▼ -5,33%	▼ -10,87%	▲ 7,89%	3.200 MKD	1.400 MKD
TNB	banking sector	5.102,98 MKD	1.352.290 MKD	▲ 0,05%	▲ 1,05%	▲ 4,15%	▲ 27,57%	5.801 MKD	3.447 MKD
STB	banking sector	260,00	29.380 MKD	▼ -0,62%	▼ -7,14%	▼ -5,80%	▲ 61,49%	442 MKD	130 MKD
PPIV	beverage industry	10.700 MKD	0 MKD	∅ 0,00%	▲ 2,88%	▲ 1,68%	▲ 114,00%	15.000 MKD	5.000 MKD
ZTVR	food industry	2.350 MKD	0 MKD	∅ 0,00%	∅ 0,00%	▲ 4,44%	▲ 17,50%	3.300 MKD	1.700 MKD
RZLE	metal and steel industry	195 MKD	0 MKD	∅ 0,00%	▼ -7,78%	▲ 0,30%	▲ 148,15%	339 MKD	54 MKD
RZLV	metal and steel industry	201 MKD	0 MKD	∅ 0,00%	∅ 0,00%	▲ 5,79%	▲ 209,23%	335 MKD	60 MKD
RZUS	services	380,00 MKD	66.500 MKD	▲ 0,48%	▼ -2,56%	▼ -5,00%	▲ 171,43%	639 MKD	100 MKD
MKSD	services	316 MKD	0 MKD	∅ 0,00%	∅ 0,00%	▼ -9,71%	▼ -9,71%	612 MKD	170 MKD
TEL	services	514,99 MKD	2.278.316 MKD	▲ 1,11%	▲ 5,46%	▲ 11,95%	▲ 39,15%	473 MKD	300 MKD
MTUR	services	3.106,16 MKD	0 MKD	∅ 0,00%	▲ 2,85%	▲ 3,54%	▼ -0,53%	3.942 MKD	2.700 MKD
SPAZ	trading	11.000 MKD	0 MKD	∅ 0,00%	▲ 0,92%	▲ 4,76%	▲ 32,53%	14.427 MKD	7.900 MKD
TETE	industry	650 MKD	0 MKD	∅ 0,00%	▼ -14,53%	▼ -14,53%	▲ 27,20%	1.263 MKD	450 MKD
CEVI	industry	1.081,63 MKD	93.020 MKD	▼ -1,53%	▲ 0,88%	▲ 0,76%	▲ 8,16%	2.749 MKD	700 MKD

Headlines

> ZK Pelagonija AD Bitola (ticker: ZPKO) informed that the company's damages incurred by heavy rain and spill water over the company's parcels spattered with autumn and multiannual crops are estimated on approximately 2 million EUR.

> Macedonia's foreign trade deficit totaled \$133 million in January 2010, a sharp drop from nearly \$200 million in January 2009, the country's statistical office stated. According to figures released by State Statistical Office, the total foreign trade volume in January 2010 was nearly \$510 million, up 0.8 percent from a year earlier. The total value of exported goods stood at \$187 million in January, while imported goods totaled nearly \$320 million. Macedonia exported most ferrometals, textile, oil derivatives and products of iron and steel. Its import was made up most of crude oil, electricity and passenger vehicles.

> A gradual recovery in foreign direct investment in central and eastern Europe is likely by 2013, a new study conducted by Pricewaterhouse Coopers said. A five-year boom, in which FDI rose five-fold to \$155bn in 2008, was halted by recession and the credit crunch, said PwC, the professional services group. Inflows shrank more than half to \$77bn in 2009 as investment in real estate, building materials and car parts tumbled, in spite of rising investment in alternative energy, chemicals and electronic components. PwC estimated that FDI in the region would surpass its 2008 peak by 2013. Inflows into central and eastern Europe "grew remarkably" after the mid-1990s when the Czech Republic, Poland and Hungary became important destinations for foreign investment.

Central Bank Information

Rates	overnight	1w	1m	3m
SKIBOR	5,03%	7,07%	7,66%	8,47%
MKDONIA	3,50%			

Centr. Bank Bills	/	/	7,50%	/
Lombard Credit	9,00%			

Exchange Rates	buying r	middel r	selling r
EUR	61,2728	61,5807	61,8886
CHF	41,9160	42,1266	42,3373
GBP	67,2293	67,5671	67,9050
USD	45,0204	45,2467	45,4729

Macroeconomics data	2008	2009	2010*
GDP grow (real)	4,90%	-0,50%	2,20%
Inflation	8,30%	-0,80%	1,00%
Unemployment rate	33,80%	31,15%	/
CPI	2,80%	-1,90%	
Credit Rating**			
short term debt		BB-	BB
long term debt		BB-	BB-

* forecast information
**Fitch and Standard&Poor's

While every effort has been made to ensure the accuracy and timeliness of the material contained in this document, it is neither a comprehensive review of the subject matter covered nor a substitute for specific professional advice. Auctor Brokeri a.d. Skopje provides this material for information purposes, without legal responsibility, and it does not constitute legal or other professional advice. The information contained herein is subject to change without notice. This is not a prospectus or an offer or invitation to acquire securities or assets and we accept no responsibility for loss nor any claims of profits which may arise from reliance on information contained.