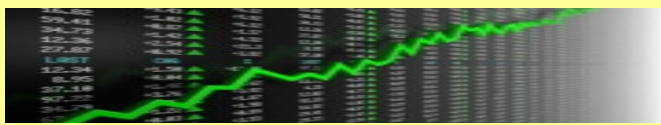




AUCTOR & HITA Daily MSE Report

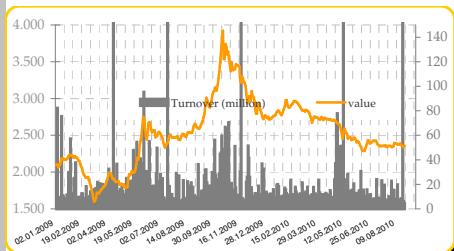
Thursday 19.08.2010



Market performance

- The total MSE market turnover on 19.08.2010 was MKD 4.379.633 (or EUR 71.214).
- The Macedonian Stock Exchange indexes MBI-10, MBID and OMB increased by +0,26%, +0,14% and +0,23%.
- Daily winners: 17 losers: 8 and non-changed: 4
- The total number of traded shares was 28.439 shares realized in 61 transactions

▲ MBI-10 index

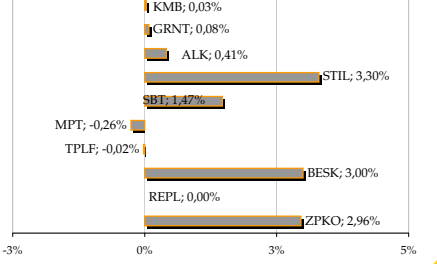


► MBI-10	
•daily change	▲ 0,60%
•5d change	▼ -0,44%
•30d change	▼ -0,40%
•12m change	▼ -14,08%
Last close value	2.358,27
Previous close value	2.344,12
Net change	14,15

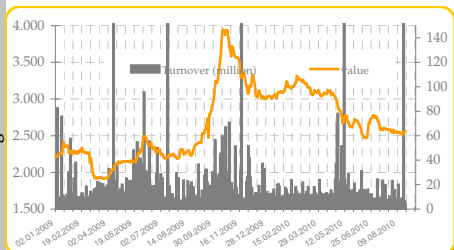
MBI-10 comments:

From 19.08.2010 trading with shares quoted on the MBI-10 index that faced an increase in the share prices were: Komercijalna Banka AD Skopje (+0,03% - MKD 3.300), Granit AD Skopje (+0,08% - MKD 600), Alkaloid AD Skopje (+0,41% - MKD 3.866), Makstil AD Skopje (+3,30% - MKD 176), Stopanska Banka AD Bitola (+1,47% - MKD 2.699), Beton AD Skopje (+3,00% - MKD 7.520) and ZK Pelagonija AD Bitola (+2,96% - MKD 2.224). From 19.08.2010 trading with shares quoted on the MBI-10 index that faced a decrease in the share prices were: Makpetrol AD Skopje (-0,26% - MKD 25.933) and Topifikacija AD Skopje (-0,02% - MKD 3.550).

Members of Macedonian Index MBI-10



▲ MBID index

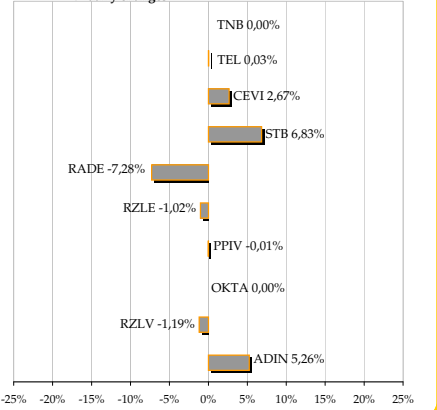


► MBID	
•daily change	○ 0,00%
•5d change	▲ 1,53%
•30d change	▼ -0,60%
•12m change	▲ 11,51%
Last close value	2.562,48
Previous close value	2.562,39
Net change	0,09

MBID comments:

From 19.08.2010 trading with shares quoted on the MBID index that faced an increase in the share prices were: Makedonski Telekom AD Skopje (+0,03% - MKD 400), FZC 11 Oktomvri AD Kumanovo (+2,67% - MKD 770), Stopanska Banka AD Skopje (+6,83% - MKD 219) and Ading AD Skopje (+5,26% - MKD 400). From 19.08.2010 trading with shares quoted on the MBID index that faced a decrease in the share prices were: Rade Koncar AD Skopje (-7,28% - MKD 1.669), Arcelormittal Skopje (HRM) Skopje (-1,02% - MKD 132), Prilepska Pivarnica AD Prilep (-0,01% - MKD 10.000) and Arcelormittal Skopje (CRM) Skopje (-1,19% - MKD 132).

Members of Macedonian Index MBID



Daily Turnover

	MKD	EUR
Official market turnover	3.595.332 MKD	€ 58.461
Regular market turnover	784.301 MKD	€ 12.753
Block transactions	0 MKD	€ 0
Mcap-official segment	32.086.259.065 MKD	€ 521.727.790
Mcap-JSC with special reporting obligations	85.063.951.639 MKD	€ 1.383.153.685

Regional Indexes

Market	Index	Value	Daily Change
NEX	Nex20	13.637,62	▼ -1,34%
MNT	Moste	493,78	▼ -0,62%
SASE	Sasx-10	892,67	▲ 0,24%
	Sasx-30	943,01	▼ -0,51%
BLSE	Birs	820,30	▼ -0,43%
	Firs	1.393,39	▼ -0,18%
ZSE	Crobex	1.867,41	▲ 0,06%
	Crobex 10	993,63	▲ 0,32%
BELEX	Belex15	636,45	▲ 1,24%
	Belexline	1.222,33	▲ 1,47%
LJSE	SBITOP	823,67	▲ 0,32%
	LJSEX	3.253,88	▲ 0,22%

▲ Top 5 winners

Ticker	average price	change%	turnover	quantity	transactions
STB	219,00 MKD	6,83%	21.900 MKD	100	1
ADIN	400,00 MKD	5,26%	20.000 MKD	50	1
FERS	45.999,00 MKD	4,54%	45.999 MKD	1	1
UNI	571,00 MKD	3,82%	39.399 MKD	69	1
STIL	175,61 MKD	3,30%	287.125 MKD	1.635	5

▼ Top 5 losers

Ticker	average price	change%	turnover	quantity	transactions
RADE	1.669,00 MKD	-7,28%	16.690 MKD	10	1
LOTO	402,00 MKD	-2,90%	10.854 MKD	27	2
RZLV	132,00 MKD	-1,19%	112.860 MKD	855	3
RZLE	131,65 MKD	-1,02%	46.472 MKD	353	3
MPT	25.933,33 MKD	-0,26%	778.000 MKD	30	2

Top 10 turnovers

Ticker	first open price	last close price	turnover
MPT	26.000,00 MKD	25.900,00 MKD	778.000 MKD
RMDEN09	78,70%	79,50%	404.716 MKD
ALK	3.900,00 MKD	3.852,00 MKD	398.160 MKD
TAJM	1.550,00 MKD	1.550,00 MKD	372.000 MKD
RMDEN08	80,10%	80,10%	323.622 MKD
STIL	175,00 MKD	176,00 MKD	287.125 MKD
RMDEN02	91,50%	91,50%	249.211 MKD
REPL	37.500,00 MKD	37.500,00 MKD	225.000 MKD
RM01	96,40%	96,40%	192.308 MKD
TPLF	3.550,00 MKD	3.550,00 MKD	177.500 MKD

MSE MARKET WATCHLIST

MBI-10 Stocks

Ticker	Sector	average daily price	daily turnover	% daily change	5 day change	30 day change	12m change	52 week high	52 week low
ALK	pharmaceutical industry	3.866 MKD	398.160 MKD	▲ 0,41%	▼ -0,18%	▲ 0,30%	▼ -12,51%	6.700 MKD	3.636 MKD
REPL	pharmaceutical industry	37.500 MKD	225.000 MKD	∅ 0,00%	∅ 0,00%	▲ 2,74%	▼ -21,05%	48.000 MKD	35.500 MKD
GRNT	construction industry	600 MKD	120.540 MKD	▲ 0,08%	▼ -3,27%	▼ -6,30%	▼ -0,88%	1.095 MKD	600 MKD
BESK	construction industry	7.520 MKD	7.520 MKD	▲ 3,00%	▲ 2,86%	▼ -3,34%	▼ -18,26%	18.000 MKD	7.310 MKD
KMB	banking sector	3.300 MKD	165.000 MKD	▲ 0,03%	▲ 0,93%	▲ 6,23%	▲ 68,16%	3.900 MKD	2.350 MKD
SBT	banking sector	2.699 MKD	53.980 MKD	▲ 1,47%	▲ 3,81%	▲ 5,02%	▼ -8,61%	4.938 MKD	2.500 MKD
ZPKO	food industry	2.224 MKD	22.240 MKD	▲ 2,96%	▼ -1,16%	▲ 5,90%	▼ -17,63%	5.490 MKD	2.100 MKD
STIL	metal and steel industry	176 MKD	287.125 MKD	▲ 3,30%	▲ 2,88%	▼ -6,51%	▲ 10,45%	420 MKD	150 MKD
TPLF	services	3.550 MKD	177.500 MKD	▼ -0,02%	▼ -3,40%	▼ -1,39%	▼ -6,58%	6.639 MKD	3.490 MKD
MPT	trading	25.933 MKD	778.000 MKD	▼ -0,26%	▼ -1,16%	▼ -5,89%	▼ -5,88%	55.499 MKD	25.000 MKD

MSE Stocks

Ticker	Sector	average daily price	daily turnover	% daily change	5 day change	30 day change	12m change	52 week high	52 week low
OHB	banking sector	1.935 MKD	0 MKD	∅ 0,00%	▼ -0,26%	▼ -0,26%	▲ 10,26%	3.200 MKD	1.800 MKD
TNB	banking sector	3.800 MKD	0 MKD	∅ 0,00%	∅ 0,00%	∅ 0,00%	▼ -2,59%	5.801 MKD	3.699 MKD
STB	banking sector	219 MKD	21.900 MKD	▲ 6,83%	▲ 12,89%	▲ 2,73%	▼ -0,94%	442 MKD	185 MKD
PPIV	beverage industry	10.000 MKD	90.000 MKD	▼ -0,01%	▼ -0,01%	▼ -4,76%	▲ 33,33%	15.000 MKD	7.300 MKD
ZTVR	food industry	1.700 MKD	0 MKD	∅ 0,00%	▼ -2,86%	▼ -2,86%	▼ -35,21%	3.300 MKD	1.750 MKD
RZLE	metal and steel industry	132 MKD	46.472 MKD	▼ -1,02%	▼ -8,58%	▼ -12,23%	▲ 19,68%	339 MKD	105 MKD
RZLV	metal and steel industry	132 MKD	112.860 MKD	▼ -1,19%	▼ -1,19%	▼ -1,20%	▲ 10,00%	335 MKD	101 MKD
RZUS	services	250 MKD	42.500 MKD	∅ 0,00%	▲ 0,11%	▲ 4,17%	▲ 4,39%	639 MKD	213 MKD
MKSD	services	281 MKD	0 MKD	∅ 0,00%	∅ 0,00%	∅ 0,00%	▼ -19,71%	612 MKD	280 MKD
TEL	services	400 MKD	20.000 MKD	▲ 0,03%	▼ -3,61%	▼ -4,75%	▲ 2,56%	530 MKD	375 MKD
MTUR	services	2.400 MKD	0 MKD	∅ 0,00%	∅ 0,00%	▼ -2,75%	▼ -14,29%	3.942 MKD	2.351 MKD
SPAZ	trading	7.995 MKD	0 MKD	∅ 0,00%	▲ 14,13%	▲ 0,10%	▼ -23,86%	14.427 MKD	7.000 MKD
TETE	industry	580 MKD	0 MKD	∅ 0,00%	∅ 0,00%	∅ 0,00%	▲ 27,47%	1.263 MKD	450 MKD
CEVI	industry	770 MKD	10.780 MKD	▲ 2,67%	▲ 3,81%	▲ 2,70%	▼ -46,86%	2.200 MKD	643 MKD

Headlines

>Tetek AD Tetovo (ticker: TETE) published information that completely settle the obligation resulting from the long-term loan approved by Komercijalna banka AD Skopje.

>Komuna AD Skopje (ticker: KOMU) published information that the Group, Belisce,, from Croatia, which owns Valkarton- Logatec Republic of Slovenia, which is the dominant owner of the Komuna is taken over by Duropack-Austria.

>Tehnometal Vardar AD Skopje (ticker: TEH) announced the non-audited, non-consolidated Income Statement and Balance Sheet for the period 01.01-30.06.2010 and reported net profit for the accounting period of 71,000 MKD (EUR 1.150).

Central Bank Information

Rates	overnight	1w	1m	3m
SKIBOR	3,20%	4,24%	5,16%	6,16%
MKDONIA	3,20%			
Centr.Bank Bills	/	/	4,50%	/
Lombard Credit	6,00%			

Exchange Rates	buying r	middel r	selling r
EUR	61,1875	61,4950	61,8025
CHF	45,5841	45,8132	46,0422
GBP	74,3198	74,6933	75,0668
USD	47,5058	47,7446	47,9833

Macroeconomics data	2008	2009	2010*
GDP grow (real)	4,90%	-0,50%	2,20%
Inflation	8,30%	-0,80%	1,00%
Unemployment rate	33,80%	31,15%	/
CPI	2,80%	-1,90%	
Credit Raiting**			
short term debt	BB-	BB	
long term debt	BB-	BB-	

* forecast information
**Fitch and Standard&Poor's

While every effort has been made to ensure the accuracy and timeliness of the material contained in this document, it is neither a comprehensive review of the subject matter covered nor a substitute for specific professional advice. AUCTOR&HITA BROKERI AD Skopje provides this material for information purposes, without legal responsibility, and it does not constitute legal or other professional advice. The information contained herein is subject to change without notice. This is not a prospectus or an offer or invitation to acquire securities or assets and we accept no responsibility for loss nor any claims of profits which may arise from reliance on information contained.