

HEADLINES

THE BOARD OF SIF TRANSILVANIA PROPOSED A GROSS DIVIDEND OF LEI 0.03 PER SHARE (see on page 4)

THE ROMANIAN NATIONAL SECURITIES COMMISSION APPROVED A NEW PRICE FOR THE MANDATORY TAKEOVER BID FOR ROMPETROL RAFINARE (see on page 4)

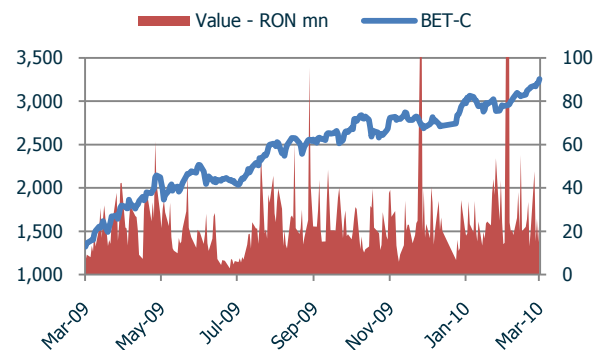
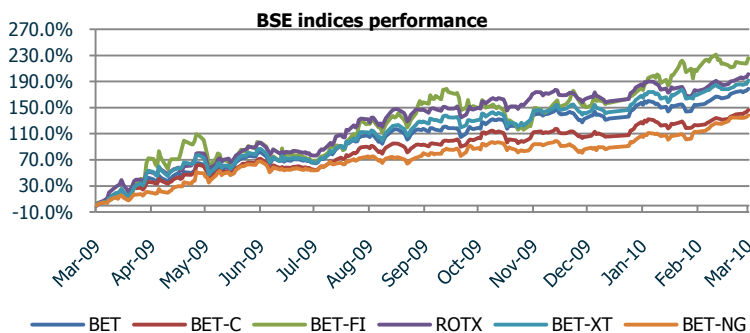
THE INDEX OF THE CONSUMING PRICES IN FEBRUARY 2010 COMPARED TO FEBRUARY 2009 IS 104.49% (see on page 5)

BSE MARKET

Indicator		12 Mar 10	05 Mar 10	Nominal	Week	Change		12 Months	
						YTD	YOY	Low	High
BET	RON	5,614.51	5,513.93	100.6	1.82%	19.70%	179.16%	2,011.24	5,614.51
	EUR	4,790.78	4,705.64	85.1	1.81%	22.91%	192.34%	1,638.77	4,790.78
BET-C	RON	3,256.43	3,164.45	92.0	2.91%	19.95%	146.63%	1,320.38	3,256.43
	EUR	2,174.22	2,113.12	61.1	2.89%	23.17%	158.27%	841.83	2,174.22
BET -FI	RON	30,256.58	29,699.28	557.3	1.88%	26.67%	226.09%	9,278.66	30,758.48
	EUR	16,080.65	15,786.77	293.9	1.86%	30.07%	241.49%	4,708.98	16,219.38
ROTX	RON	11,229.64	10,911.53	318.1	2.92%	16.07%	201.34%	3,726.55	11,229.64
	EUR	7,789.57	7,567.34	222.2	2.94%	19.27%	215.01%	2,472.82	7,789.57
BET-XT	RON	554.51	542.45	12.1	2.22%	20.04%	191.54%	190.20	554.51
	EUR	470.33	460.18	10.2	2.21%	23.26%	205.19%	154.11	470.33
BET-NG	RON	753.00	741.13	11.9	1.60%	26.31%	138.40%	315.85	753.00
	EUR	638.92	628.94	10.0	1.59%	29.70%	149.63%	255.95	638.92
						2009 Average	2010 Average		
Daily Turnover	RON m	26.02	20.60	5.4	26.31%	20.42	29.39	2.81	264.25
	EUR m	6.36	5.03	1.3	26.44%	4.83	7.13	0.67	64.18
Capitalization	RON m	92,197.37	87,909.05	4288.3	4.88%	59558.85	87046.90	30,228.79	92,197.37
	EUR m	22,526.17	21,481.58	1044.6	4.86%	14054.94	21113.81	7,052.59	22,526.17

BSE MARKET COMMENT

BSE stocks ended the week higher, with gains especially for the energy and fertilizer producer sector components. The BET index closed the week 1.82% higher, at 5,614, BET C rose 2.91%, to 3,256, while BET XT ended 2.22% higher, at 554 points. The financial sector index BET FI increased this week by 1.88%, to 30,256, while the energy sector index BET NG advanced 1.60%, to 753 points. The value of trades on BSE increased by 13% compared with the previous week, to lei 129 Mn. Except for the financial sector index BET FI all the other BSE indices are at their highest level of 2010. The BET index gained this year 19.70%, BET C 19.95%, while the financial sector index BET FI is 26.67% higher compared to the level registered at the beginning of the year. The energy sector registered 31.4% of the BSE liquidity in the analyzed week or lei 40.5 Mn, while the SIF sector closed the week with trades in value of lei 33 Mn, 25.6% from total BSE. The banking sector ended the week with trades in value of lei 19.8 Mn, 15.3% from BSE. Rompetrol Rafinare (RRC) shares registered the highest liquidity on BSE in the analyzed week, lei 31.9 Mn and were followed by SIF Oltenia (SIF5) shares with transfers in value of lei 17.3 Mn. The highest advances were registered by Carbochim (CBC) with 25.6% increase and UAMT (UAM) with 25.5% advance. On the other side the highest losses were registered by Comelf (CMF) with 19.8% decrease and Energopetrol (ENP) with 5.9% loss.



ISSUERS

TOP 10 TRADED SHARES

Issuer	Ticker	Closing price(RON)	Change 1 week	Volume (mn shares)	Turnover*	
					RON mn	% Total
SIF Oltenia Craiova	SIF5	1.64	1.2%	10.65	17.32	13.40%
Erste Group Bank AG	EBS	122.5	7.5%	0.07	8.40	6.50%
Romp petrol Rafinare Constanta	RRC	0.0745	0.3%	101.42	7.60	5.88%
Azomures Tg. Mures	AZO	0.386	19.1%	16.69	6.26	4.84%
SIF Moldova Bacau	SIF2	1.43	2.1%	4.34	6.12	4.74%
Biofarm Bucuresti	BIO	0.222	3.3%	26.62	5.86	4.54%
Banca Transilvania Cluj Napoca	TLV	2.27	0.9%	2.58	5.85	4.53%
BRD-GSG Bucuresti	BRD	14.8	1.4%	0.37	5.47	4.23%
Dafora Medias	DAFR	0.157	6.1%	29.32	4.50	3.48%
OMV Petrom	SNP	0.291	2.1%	14.40	4.16	3.22%

* - The values are calculated taking into account only the transactions on the Regular market and Regular International Market

TOP FIVE GAINERS

Issuer	Ticker	Closing	Change		
			1 W	YTD	YOY
Carbochim Cluj	CBC	4.46	25.63%	62.2%	11.5%
UAMT Oradea	UAM	0.555	25.57%	41.6%	85.0%
Aerostar Bacau	ARS	0.9	23.29%	51.3%	91.5%
Amonil Slobozia	AMO	0.0261	23.11%	40.3%	180.6%
Armatura Cluj	ARM	0.179	19.33%	27.0%	88.4%

TOP FIVE LOSERS

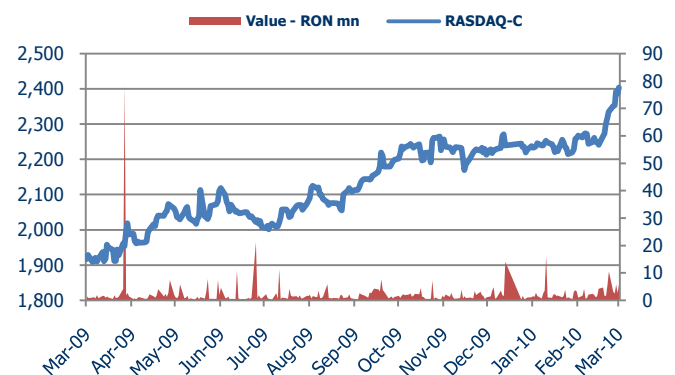
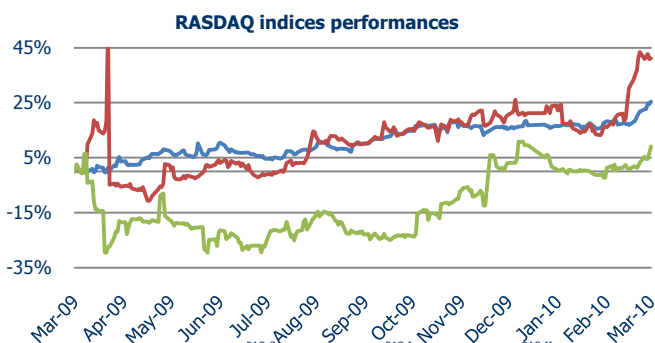
Issuer	Ticker	Closing	Change		
			1 W	YTD	YOY
Comelf Bistrita	CMF	2.02	-19.84%	-14.0%	-29.1%
Energopetrol	ENP	1.6	-5.88%	2.6%	70.2%
THR Marea	EFO	0.469	-5.25%	6.8%	11.7%
Boromir Prod	SPCU	0.585	-4.10%	37.6%	192.5%
Romcarbon SA	ROCE	0.309	-2.83%	13.6%	-9.4%

RASDAQ MARKET

Indicator		12 Mar 10	05 Mar 10	Nominal	Change			12 Months	
					Week	YTD	YOY	Low	High
RASDAQ-C	RON	2403.56	2335.16	68.40	2.93%	7.33%	25.36%	1908.75	2403.56
RAS I	RON	2750.02	2795.10	-45.08	-1.61%	16.40%	41.10%	1740.99	2962.99
RAS II	RON	5462.64	5166.40	296.24	5.73%	-0.52%	9.07%	3529.61	5550.68
Daily Turnover	RON m	5.95	10.51	-4.56	-43.40%	-57.60%	295.03%	0.16	78.79
Capitalization	RON m	13460.31	13156.31	304.00	2.31%	9.03%	14.38%	11627.52	13460.31
	EUR m	3288.70	3214.89	73.80	2.30%	11.96%	19.78%	2707.22	3288.70

RASDAQ MARKET COMMENT

Rasdaq indices registered a mixed evolution in the analyzed week, RAQ-C gained 2.91%, RAQ I lost 1.61%, while RAQ II jumped 5.73%. The value of trades was lei 19.8 Mn. The company with the highest liquidity was Prospectiuni SA Bucuresti (PRSN) with trades in value of lei 3.75 Mn, followed by Armax Gaz (ARAX) with lei 2 Mn values of trades. By the number of trades registered Prospectiuni SA Bucuresti (PRSN) closed the week with 1,989 trades and was followed by Armax Gaz (ARAX) with 961 trades.



see disclosure appendix on page 6

ISSUERS

TOP 10 TRADED SHARES

Issuer	Ticker	Closing price(RON)	Change 1 week	No of trades	Volume	Turnover	
						RON	% Total
PROSPECTIUNI SA BUCURESTI	PRSN	0.295	18.47%	1976	13801560	3752567.65	18.96%
ARMAX GAZ SA Medias	ARAX	0.154	8.45%	940	13816000	1996070	10.08%
CONPET SA Ploiesti	COTE	32	-5.33%	51	41000	1319830	6.67%
ELECTROMAGNETICA SA BUCURESTI	ELMA	0.605	6.14%	274	2093000	1239690	6.26%
ALBALACT SA Alba Iulia	ALBZ	0.39	2.90%	491	3033500	1170080.5	5.91%
MITTAL STEEL ROMAN SA ROMAN	PTRO	6	-11.76%	449	137000	870415	4.40%
CEMACON SA ZALAU	CEON	0.091	14.04%	809	8990000	782695	3.95%
IMOTRUST SA ARAD (ARCONSERV)	ARCV	0.098	15.16%	935	6199000	593217.75	3.00%
PREFAB SA BUCURESTI	PREH	1.95	-18.75%	280	257200	507043	2.56%
IPROEB SA Bistrita	IPRU	1.79	12.58%	205	237000	404665	2.04%

* - The values are calculated taking into account only the transactions on the RegularBER market (RGBS)

TOP FIVE GAINERS

Issuer	Ticker	Closing	Change		
			1 W	YTD	YOY
ARTEGO SA	ARTE	2.8	52.17%	73.91%	161.68%
MOBAM SA	MOBD	2.8	30.23%	33.33%	-34.88%
COMPANIA	RCHI	0.0865	20.14%	17.05%	22.70%
PROSPECTIUNI	PRSN	0.295	18.47%	35.32%	321.43%
CONFECTII SA	COVB	0.14	17.65%	33.33%	55.56%

TOP FIVE LOSERS

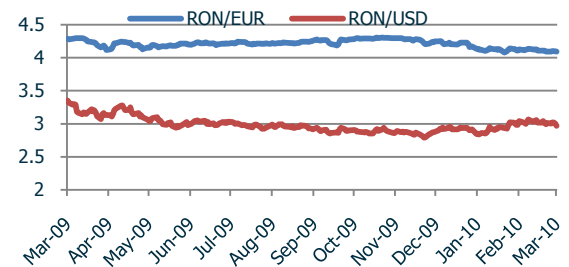
Issuer	Ticker	Closing	Change		
			1 W	YTD	YOY
PREFAB SA	PREH	1.95	-18.75%	30.00%	98.98%
MITTAL	PTRO	6	-11.76%	57.89%	252.94%
HERCULES SA	ERCA	0.55	-6.78%	7.84%	41.03%
CONPET SA	COTE	32	-5.33%	6.67%	36.17%
COMINCO SA	COBS	26.8	-3.94%	106.15%	235.00%

For the top's elaboration, there were taken into consideration 60 RASDAQ companies, based on their daily average value over the last 12 months on the RGBS market

FX – MONEY MARKET

FOREIGN CURRENCY MARKET

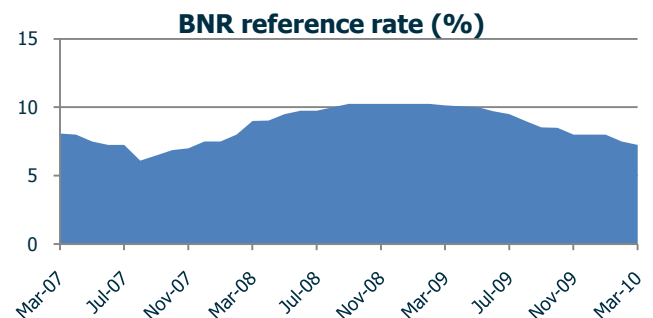
Indicator	12 Mar 10	05 Mar 09	Change		
			Week	YTD	YOY
RON/EUR	4.0929	4.0923	0.01%	2.70%	-4.51%
RON/USD	2.9703	3.0119	-1.38%	4.80%	-11.38%



INTERBANK INTEREST RATE

Indicator	12 Mar 10	05 Mar 09	Change		
			Week	YTD	YOY
BNR R.R.	7.25%	7.50%	-0.25%	-3.0%	-2.9%
BUBID 3M	5.69%	6.16%	-0.47%	-8.2%	-8.1%
BUBOR 3M	6.19%	6.66%	-0.47%	-9.3%	-9.2%
BUBID 6M	6.07%	6.27%	-0.20%	-7.8%	-7.6%
BUBOR 6M	6.82%	7.02%	-0.20%	-8.6%	-8.6%
BUBID 12M	6.09%	6.28%	-0.19%	-7.7%	-7.5%
BUBOR 12M	6.84%	7.03%	-0.19%	-8.6%	-8.5%

Ref. Rate - is calculated as an arithmetic mean weighted to the volume of transactions, of the interest rates on NBR's deposit-taking and reverse-repo operations in the month prior to that of the announcement



see disclosure appendix on page 6

NEWS

BSE TIER 1

SIF TRANSILVANIA – SIF3: The Board of SIF Transilvania proposed to the shareholders to approve the distribution of a gross dividend of Lei 0.03 per share, which represents a distribution rate of 28.08% of the total net profit realized in 2009. The rest of 71.92% of the net profit afferent to the year 2009, respectively Lei 83.89 mn will be distributed to other reserves – own financing sources. (Source: company's communiqué)

SOCEP – SOCP: The National Securities Commission (CNVM) approved the document of mandatory takeover bid for Socep. The offer was initiated by the Company Celco from Constanta. The number of shares that are object of the offer is 224,879,753 representing 65.481% of the share capital. The buying price is Lei 0.15 per share. The offer will be unfolded in the period March 11, 2010 – March 31, 2010. (Source: CNVM's decision)

TRANSGAZ – TGN: The European Commission approved the co financing of 43 major communitarian projects for the power sector. In these are also included the 3 projects sent by Transgaz. The co financing's total value for the Romanian part, for the 3 projects is EUR 18,768,002. (Source: company's communiqué)

SIF MUNTENIA – SIF4: The Board of SAI Muntenia Invest SA convened the Ordinary General Meeting of the shareholders of SIF Muntenia SA for the 29th of April 2010. On the meeting's agenda can also be retrieved the proposal to distribute a gross dividend of Lei 0.04 per share. (Source: company's communiqué)

SIF MUNTENIA – SIF4: SIF Muntenia sold a number of 30,600 shares of Erste Group Bank AG (EBS) for the average price of EUR 28.93 per share, the total value of the transaction getting to EUR 885,170. (Sources: company's communiqué)

SIF BANAT CRISANA – SIF1: The Board of SIF Banat Crisana proposed that, from the profit afferent to the year 2009, to be distributed as dividends the sum of Lei 27.44 mn. The rest of Lei 84.74 mn has been proposed to be allocated to the Other Reserves, for own financing sources. The proposed gross dividend per share is Lei 0.05. (Source: company's communiqué)

SIF OLTENIA – SIF5: The Board of SIF Oltenia proposed the distribution from the profit obtained in 2009 of a gross dividend of Lei 0.0800 per share, which represents a distribution rate of 24.78% of the net profit realized in the financial year 2009. The rest of 75.22% of the profit afferent to the year 2009 will be distributed to own financing sources. (Sources: company's communiqué)

BSE TIER 2

ROMPETROL RAFINARE – RRC: Rompetrol Group NV acquired today through 16 Deals a number of 323,606,500 shares of Rompetrol Rafinare. The transactions' price got to Lei 0.0751 per share. The price is superior to the last price of public offer approved by the Romanian National Securities Commission, of Lei 0.0750 per share. Thus, according to the legislation the offer price should be increased to the highest price paid by the bidder. In the first day of the offer (February 15th, 2010) Rompetrol Group NV has also acquired 3,313,049,000 shares of Rompetrol Rafinare, through 25 Deals. The price paid by the bidder was Lei 0.0750 per share, superior to the price of Lei 0.0741 per share initially approved, which determined the increase of the offer price. (Source: communiqué of offer's intermediary)

AEROSTAR – ARS: The Board of Aerostar proposed the distribution of a gross dividend in value of Lei 0.068 per share. The proposal will be debated by the company's shareholders in the Ordinary General Meeting convened for the 26th of March 2010. (Source: company's communiqué)

ROMPETROL RAFINARE – RRC: The Romanian National Securities Commission (CNVM) approved the change of the offer price in the mandatory takeover bid for Rompetrol Rafinare initiated by Rompetrol Group NV, from Lei 0.0750 per share to Lei 0.0751 per share, following the acquisition by the bidder, on the 8th of March 2010, of 323,606,500 shares object of the offer, representing 1.53% of the share capital of Rompetrol Rafinare. The other offer's characteristics do not change. (Source: CNVM's decision)

ENERGOPETROL – ENP: The Board of Energopetrol proposed the distribution of 18% of the profit afferent to the year 2009 to the employees, representing the employees' participation to the profit. For the rest of the profit the Board proposed to be reinvested. (Source: company's communiqué)

CARBOCHIM – CBC: The Board of the Carbochim proposed the shareholders that from the net profit afferent to the year 2009, in sum of Lei 176,777 to be distributed at the legal reserves the sum of Lei 13,533. The difference of Lei 163,244 remains as undistributed profit. (Source: company's communiqué)

OTHER NEWS

THE AVERAGE WAGE: In January 2010, the average wage got to Lei 1967, lower by 2.8% in comparison with the previous month. The net nominal average wage was Lei 1426, decreasing in comparison with the previous month by Lei 51 (-3.5%). The highest values of the net nominal average wage were registered in the activities of air transport (Lei 3184), and the lowest in the clothing manufacturing (Lei 809). The index of the real wage for January 2010 compared to the previous month, calculated as a report between the index of the net nominal average wage and the index of the consuming prices, was 94.9%. Compared to January 2009, the net nominal average wage increased by 5.2%. The index of the real wage has not change compared to the same period of 2009. (Source: communiqué of The National Institute of Statistics)

UNEMPLOYMENT RATE: The unemployment rate registered in February got to 8.3%, compared to 8.1 in January 2010 and 4.9% in the same month of the year 2009. The total number of unemployed people registered into the evidences of the regional agencies for labor occupation was 762,375 people. (Source: communiqué of The National Agency for Labor Occupation)

INFLATION: The index of the consuming prices (ICP) in February 2010 compared to January 2010 was 100.20%. Also, the index of the consuming prices (ICP) in February 2010 compared to February 2009 is 104.49%. (Sources: communiqué of The National Institute of Statistics)

INDUSTRY: In January 2010, industry's turnover on the whole (local and foreign market) dropped, in nominal terms, compared to the previous month by 15.6% and increased compared to the corresponding month of the previous year by 6.5%. In January 2010, the new orders for the industry, on the whole (local and foreign market), increased in nominal terms both compared to the previous month as well as compared to the corresponding month of the previous year by 13.9%, respectively by 16.3%. (Source: communiqué of The National Institute of Statistics)

THE BALANCE OF PAYMENTS AND EXTERNAL DEBT: In January 2010, the balance-of-payments current account posted a deficit of EUR 123 million, 73.2 percent lower than in January 2009, due largely to the narrower trade deficit (EUR 217 million, down 55.8 percent year on year). Non-residents' direct investment in Romania worth EUR 302 million (as compared with EUR 1,123 million in January 2009) entirely covered the current account deficit in January 2010. The whole amount consisted in equity stakes. Medium- and long-term external debt at end-January 2010 stood at EUR 64,211 million (82.5 percent of total external debt), comparable with the level recorded at end-2009. Short-term external debt at end-January 2010 totalled EUR 13,657 million (17.5 percent of total external debt), down 5.5 percent from year-end 2009. (Source: NBR's communiqué)

Disclosure Appendix

This report is for informative purposes only. Under no circumstances it is to be used or considered as a recommendation, an offer or any other form of advice and/or advertisement to buy, sell or keep any financial instrument. The former performances of the financial instruments are not a guarantee for future performances. While the information contained herein has been obtained from sources believed to be reliable, Fortius Finance does not guarantee that it is accurate and/or complete and hence does not accept any responsibility for it. Any action taken or not taken by the addressee of this report or by any third party in respect to the financial instruments referred to herein is entirely his responsibility. The financial instruments referred to in this report are subject to investment risks, including the possible loss of the principal invested amount.

SSIF FORTIUS FINANCE SA produces and distributes this report on a weekly basis.

Tel: +40 21 310 75 74, FAX +40 21 310 75 70, Email: research@fortius.ro.

Report © SSIF FORTIUS FINANCE. All rights reserved.

Abbreviations:

N/A – not applicable

YoY – 1 year change

YTD – current year change

BSE – Bucharest Stock Exchange

N/AV – not available

RONm – million RON

EURm – million EUR

NBR – National Bank of Romania

NSC - National Securities Commission

Mkt cap –market capitalization

EUR BN – billion EUR

SSIF FORTIUS FINANCE SA

53, Av. Stefan Sanatescu Street, 2nd floor, District 1, Bucharest,

Phone: +4021/310.75.74, Fax: +4021/310.75.70, E-mail: office@fortius.ro

NSC Decision Functioning Authorization: D 1938/24.06.2003, Personal data processor registered under no. 8856

Share capital: 3,114,959 RON, Sole Registration Code – 6917968, Trade Register – J40/8/1995

see disclosure appendix on page 6