

HEADLINES

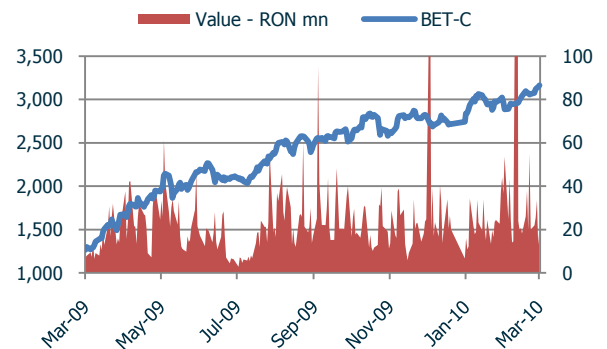
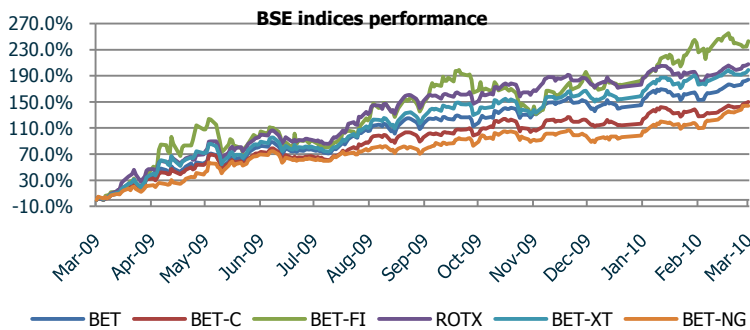
THE SHAREHOLDERS OF BOROMIR PROD APPROVED A SHARE CAPITAL INCREASE (see on page 4)
 ROMPETROL GROUP ACQUIRED 20.74% OF ROMPETROL WELL SERVICES' SHARES (see on page 4)
 THE GROSS DOMESTIC PRODUCT DECREASED IN 2009 BY 7.1% (see on page 5)

BSE MARKET

Indicator		05 Mar 10	26 Feb 10	Nominal	Week	Change		12 Months	
						YTD	YOY	Low	High
BET	RON	5,513.93	5,328.45	185.5	3.48%	17.55%	184.32%	1,939.33	5,513.93
	EUR	4,705.64	4,530.74	174.9	3.86%	20.73%	197.26%	1,583.03	4,705.64
BET-C	RON	3,164.45	3,063.63	100.8	3.29%	16.56%	149.92%	1,266.19	3,164.45
	EUR	2,113.12	2,038.34	74.8	3.67%	19.71%	161.29%	808.17	2,113.12
BET -FI	RON	29,699.28	29,461.88	237.4	0.81%	24.34%	243.06%	8,617.22	30,758.48
	EUR	15,786.77	15,603.38	183.4	1.18%	27.70%	258.67%	4,365.45	16,219.38
ROTX	RON	10,911.53	10,601.87	309.7	2.92%	12.78%	208.02%	3,542.48	10,911.53
	EUR	7,564.38	7,319.66	244.7	3.34%	15.82%	222.27%	2,336.27	7,564.38
BET-XT	RON	542.45	529.99	12.5	2.35%	17.43%	198.97%	181.44	542.45
	EUR	460.18	447.97	12.2	2.73%	20.60%	212.47%	147.27	460.18
BET-NG	RON	741.13	715.07	26.1	3.64%	24.32%	143.95%	303.80	742.29
	EUR	628.94	604.60	24.3	4.03%	27.67%	155.01%	246.63	629.12
						2009 Average	2010 Average		
Daily Turnover	RON m	20.60	19.97	0.6	3.15%	20.42	29.79	2.81	264.25
	EUR m	5.03	4.86	0.2	3.50%	4.83	7.23	0.67	64.18
Capitalization	RON m	87,909.05	85,593.41	2315.6	2.71%	59558.85	86705.04	27,715.97	91,462.78
	EUR m	21,481.58	20,839.34	642.2	3.08%	14054.94	21015.53	6,454.73	22,303.64

BSE MARKET COMMENT

March started with gains as the main BSE indices advanced to their highest level of 2010. The Bucharest Exchange Trading index (BET) gained this week 185 points, or 3.48%, to 5,513, BET C index increased by 3.29%, to 3,164, while BET XT ended 2.35% higher, to 542 points. The financial sector index BETFI rose 0.81%, to close at 29.699, while the energy sector index BET NG jumped 3.64%, to 741 points. The value of trades on BSE decreased by 28% compared with the previous week, to lei 114 Mn. Except for the financial sector index BET FI all the other BSE indices are at their highest level of 2010. The BET index gained this year 17.55%, BET C 16.56%, while the financial sector index BET FI is 24.34% higher compared to the level registered at the beginning of the year. The SIF sector registered 36% of the BSE liquidity in the analyzed week or lei 41.1 Mn, while the banking sector closed the week with trades in value of lei 21.2 Mn, 18.5% from total BSE. The energy sector ended the week with trades in value of lei 26.4 Mn, 23.1% from BSE. Rompetrol Rafinare (RRC) shares registered the highest liquidity on BSE in the analyzed week, lei 19 Mn and were followed by SIF Oltenia (SIF5) shares with transfers in value of lei 16.9 Mn. The highest advances were registered by SC Transilvania Constructii SA (COTR) with 27% increase and Farmaceutica Remedia SA Deva (RMAH) with 24% advance. On the other side the highest losses were registered by Comelf (CMF) with 15% decrease and Zimtub (ZIM) with 6% loss.



ISSUERS

TOP 10 TRADED SHARES

Issuer	Ticker	Closing price(RON)	Change 1 week	Volume (mn shares)	Turnover*	
					RON mn	% Total
Romp petrol Rafinare Constanta	RRC	0.0743	-0.3%	253.55	18.99	16.59%
SIF Oltenia Craiova	SIF5	1.62	1.9%	10.66	16.88	14.74%
SIF Moldova Bacau	SIF2	1.4	0.0%	8.40	11.58	10.11%
Banca Transilvania Cluj Napoca	TLV	2.25	6.1%	4.00	8.78	7.67%
BRD-GSG Bucuresti	BRD	14.6	-1.4%	0.45	6.59	5.75%
OMV Petrom	SNP	0.285	3.6%	21.39	6.00	5.24%
SIF Transilvania Brasov	SIF3	0.83	-0.6%	6.93	5.66	4.95%
Transgaz	TGN	223.1	7.8%	0.02	5.49	4.80%
SSIF Broker Cluj Napoca	BRK	0.267	10.8%	15.05	3.92	3.42%
SIF Banat Crisana Arad	SIF1	1.45	2.1%	2.65	3.73	3.26%

* - The values are calculated taking into account only the transactions on the Regular market and Regular International Market

TOP FIVE GAINERS

Issuer	Ticker	Closing	Change		
			1 W	YTD	YOY
Transilvania	COTR	49.9	26.97%	34.9%	107.9%
Farmaceutica	RMAH	0.196	24.05%	24.8%	56.8%
Romcarbon SA	ROCE	0.318	18.66%	16.9%	-13.9%
Socep Constanta	SOCP	0.178	14.10%	22.8%	26.2%
Boromir Prod	SPCU	0.61	12.96%	43.5%	202.0%

TOP FIVE LOSERS

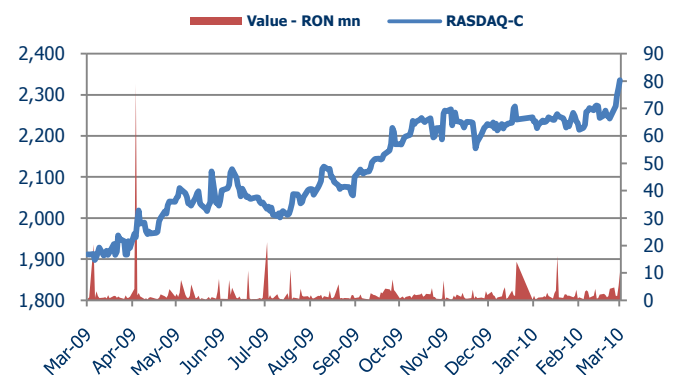
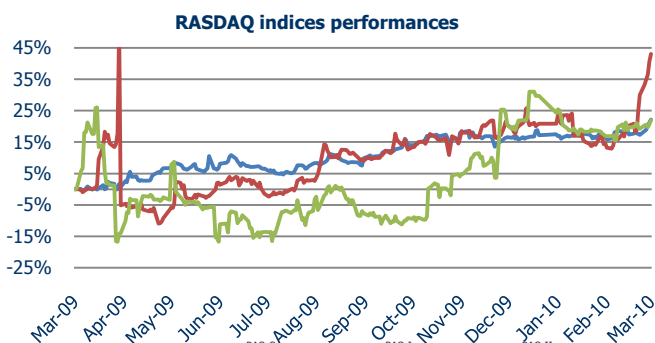
Issuer	Ticker	Closing	Change		
			1 W	YTD	YOY
Comelf Bistrita	CMF	2.52	-14.86%	7.2%	-11.0%
Zimtub	ZIM	1.07	-6.14%	17.6%	-20.7%
Carbochim Cluj	CBC	3.55	-4.05%	29.1%	-11.3%
Petrollexportim	PEI	21.2	-3.64%	6.0%	33.3%
Contor Group	CGC	0.08	-3.03%	1.4%	60.0%

RASDAQ MARKET

Indicator		05 Mar 10	26 Feb 10	Nominal	Change			12 Months	
					Week	YTD	YOY	Low	High
RASDAQ-C	RON	2335.16	2241.67	93.49	4.17%	4.27%	22.15%	1897.86	2335.16
RAS I	RON	2795.10	2539.64	255.46	10.06%	18.31%	43.01%	1740.99	2962.99
RAS II	RON	5166.40	5049.64	116.76	2.31%	-5.92%	21.96%	3529.61	5550.68
Daily Turnover	RON m	10.51	4.18	6.33	151.50%	-25.09%	1783.80%	0.16	78.79
Capitalization	RON m	13156.31	12560.22	596.09	4.75%	6.57%	12.50%	11627.52	13156.31
	EUR m	3214.89	3058.02	156.87	5.13%	9.45%	17.62%	2707.22	3214.89

RASDAQ MARKET COMMENT

Rasdaq indices registered a positive evolution in the analyzed week, RAQ-C gained 4.19%, RAQ I jumped 10.08%, while RAQ II advanced 2.31%. The value of trades was lei 26.6 Mn. The company with the highest liquidity was Prospectiuni SA Bucuresti (PRSN) with trades in value of lei 10.6 Mn, followed by Albalact (ALBZ) with lei 4.27 Mn values of trades. By the number of trades registered Prospectiuni SA Bucuresti (PRSN) closed the week with 2,211 trades and was followed by Electromagnetica SA Bucuresti (ELMA) with 536 trades.



see disclosure appendix on page 6

ISSUERS

TOP 10 TRADED SHARES

Issuer	Ticker	Closing price(RON)	Change 1 week	No of trades	Volume	Turnover	
						RON	% Total
PROSPECTIUNI SA BUCURESTI	PRSN	0.249	23.27%	2200	18860960	4237271.06	17.97%
ELECTROMAGNETICA SA BUCURESTI	ELMA	0.57	16.33%	499	6297500	3412023	14.47%
ARMAX GAZ SA Medias	ARAX	0.142	2.90%	427	4921000	687997	2.92%
MITTAL STEEL ROMAN SA ROMAN	PTRO	6.8	25.93%	353	107500	684055	2.90%
IPROEB SA Bistrita	IPRU	1.59	10.42%	207	223000	352095	1.49%
ALBALACT SA Alba Iulia	ALBZ	0.379	3.55%	256	850500	313167	1.33%
IAR SA Brasov	IARV	2.5	9.17%	147	108500	269120	1.14%
COMINCO SA Bucuresti	COBS	27.9	64.12%	53	10800	230750	0.98%
COMCEREAL SA VASLUI	CCEV	0.132	18.92%	147	1987000	220034.3	0.93%
AVICOLA SA BUZAU	AVZU	0.0571	11.09%	230	3564000	192085.95	0.81%

* - The values are calculated taking into account only the transactions on the RegularBER market (RGBS)

TOP FIVE GAINERS

Issuer	Ticker	Closing	Change		
			1 W	YTD	YOY
COMINCO SA	COBS	27.9	64.12%	114.62%	248.75%
PREFAB SA	PREH	2.4	58.94%	60.00%	194.48%
COMPANIA DE	COVG	5.45	43.42%	21.11%	81.67%
MITTAL STEEL	PTRO	6.8	25.93%	78.95%	300.00%
PERLA	PELA	1.3	23.81%	18.18%	1.56%

TOP FIVE LOSERS

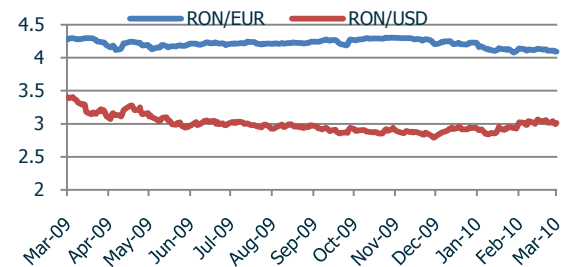
Issuer	Ticker	Closing	Change		
			1 W	YTD	YOY
MOBAM SA	MOBD	2.15	-28.33%	2.38%	-48.81%
INDUSTRIALI	INEM	0.19	-9.52%	-28.03%	80.95%
SOCOT SA	SCTO	61	-6.15%	8.93%	369.23%
ROMLUX SA	ROLU	0.018	-4.76%	-27.42%	81.82%
COMPANIA	REMO	0.4	-3.61%	4.99%	30.29%

For the top's elaboration, there were taken into consideration 60 RASDAQ companies, based on their daily average value over the last 12 months on the RGBS market

FX – MONEY MARKET

FOREIGN CURRENCY MARKET

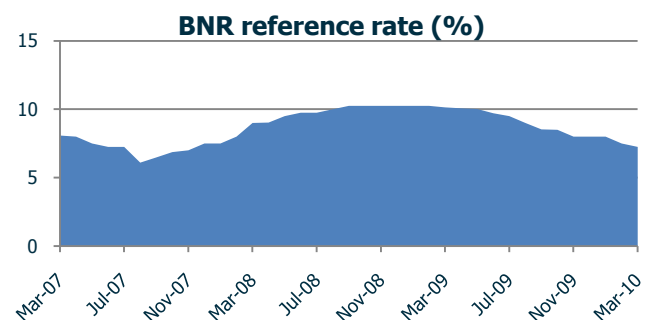
Indicator	05 Mar 10	26 Feb 09	Change		
			Week	YTD	YOY
RON/EUR	4.0923	4.1073	-0.37%	2.69%	-4.35%
RON/USD	3.0119	3.0151	-0.11%	6.27%	-11.51%



INTERBANK INTEREST RATE

Indicator	05 Mar 10	26 Feb 09	Change		
			Week	YTD	YOY
BNR R.R.	7.25%	7.50%	-0.25%	-3.0%	-2.9%
BUBID 3M	6.16%	6.41%	-0.25%	-7.7%	-7.6%
BUBOR 3M	6.66%	6.91%	-0.25%	-8.8%	-8.7%
BUBID 6M	6.27%	6.46%	-0.19%	-7.6%	-7.4%
BUBOR 6M	7.02%	7.21%	-0.19%	-8.4%	-8.3%
BUBID 12M	6.28%	6.48%	-0.20%	-7.6%	-7.3%
BUBOR 12M	7.03%	7.23%	-0.20%	-8.4%	-8.2%

Ref. Rate - is calculated as an arithmetic mean weighted to the volume of transactions, of the interest rates on NBR's deposit-taking and reverse-repo operations in the month prior to that of the announcement



see disclosure appendix on page 6

NEWS

BSE TIER 1

SIF MUNTENIA – SIF4: SIF MUNTENIA sold 35,000 shares of Erste Group Bank AG (ticker EBS) for an average price per share of EUR 27.7, the total value of the transactions getting to EUR 969,685.03. (Source: company's communiqué)

ALRO – ALR: On the 23rd of February of the current year, Alro prolonged until December 31, 2010 the contract for processing by Alro of the waste of aluminum bars. The total estimated value of the contract is Lei 6,221,404. Also Alro signed on the 1st of March of the current year a contract for the supply of natural gas with the company Conef Gaz with a total estimated value of Lei 7,248,256. (Source: company's communiqué)

OIL TERMINAL – OIL: The shareholders of the Company Oil Terminal approved in the Extraordinary General Meeting of March 4, 2010 the contract of bank loan of EUR 2,500,000 for financing an investments project regarding the construction of storage tank. There has also been approved the contract of a credit facility overdraft in amount of Lei 3,000,000. (Source: company's communiqué)

BSE TIER 2

BOROMIR PROD – SPCU: The Extraordinary General Meeting of the shareholders of Boromir Prod approved the share capital increase from Lei 12,358,949.60 to Lei 24,717,899.20 through the issue of 123,589,496 new shares, with a nominal value of Lei 0.1 each. The increase will be made through cash contribution of the shareholders registered in the Shareholders' Registry on the registration date (March 18, 2010). The subscription rate is a new share for one share owned. The price is equal with the shares' nominal value. The sums resulted from the subscription have as destination the Company's current necessities. The unsubscribed shares will be canceled. (Source: company's communiqué)

CASA DE BUCOVINA CLUB DE MUNTE – BCM: On the 1st of March 2010 the management contract between the Company Casa de Bucovina Club de Munte and Miss Nicoleta Chialda finished because the contract's term expired. The Board nominated as Company's General Manager Mr. Gheorghe Moisescu. Miss Nicoleta Chialda will continue to work in the management team, keeping her place in the Company's Board. (Source: company's communiqué)

ROMPETROL RAFINARE – RRC: The Romanian National Securities Commission (CNVM) approved the extension of the period of the ongoing mandatory public offer for the takeover of Rompetrol Rafinare initiated by Rompetrol Group NV by 10 working days, until the 26th of March, 2010. (Source: CNVM's decision)

ROMPETROL WELL SERVICES – PTR: Following the closure of the mandatory public offer for the takeover of Rompetrol Well Services, the bidder, Rompetrol group NV acquired 57,694,162 shares, representing 43.45% of the shares object of the offer and 20.74% of the company's share capital. Rompetrol group NV owns now 199,571,650 shares, representing 71.74% of the share capital of Rompetrol Well Services. Rompetrol Group NV is acting together with Rompetrol Financial Group. Together the two companies own 73.01% of the share capital of Rompetrol Well Services. (Source: communiqué of the bidder and of offer's intermediary)

COMELF – CMF: The Board of Comelf proposes the distribution of a gross dividend per share, afferent to the year 2009, of Lei 0.00474. (Source: company's communiqué)

SINTEZA – STZ: The Board of Sinteza proposes to the shareholders to approve the allocation to the reserves of the profit afferent to the year 2009. The proposal will be debated in the Ordinary General Meeting of April 8, 2010. (Source: company's communiqué)

ROMCARBON – ROCE: The Company Romcarbon acquired a nominative share issued by GREENWEEE INTERNATIONAL, for a price equal with the nominal value of Lei 100. By closing this transaction, Romcarbon increased the number of shares owned to GREENWEEE INTERNATIONAL from 88,162 to 88,163 shares and, in consequence, its stake of this company's share capital from 54.5021% to 54.5027%. (Source: company's communiqué)

RASDAQ

ARMAX GAZ – ARAX: The Company Armax Gaz obtained in 2009 a preliminary net profit of Lei 6.656 mn, double compared to the profit registered at the end of 2008. The operating profit increased by 127.75% to Lei 4.525 mn, while the profit from the financial activity increased by 88.44% up to Lei 3.795 mn. (Source: company's communiqué)

COMVEX – CMVX: According the preliminary financial results for the year 2009, the company Convex obtained a net profit of Lei 13.615 mn, which represents a decrease of 57.47%. The operating profit dropped by 57.49% to Lei 18.838 mn. At the same time the loss from the financial activity dropped by almost 85% to Lei 0.544 mn. (Source: company's communiqué)

PROSPECTIUNI – PRSN: The Company Prospectiuni signed a contract with ZETA PETROLEUM (ROMANIA) SRL having as objective "The acquisition of 3D seismic data" for 75 square kilometers in the zone Bobocu, county Buzau. (Source: company's communiqué)

OTHER NEWS

INTERNATIONAL RESERVES: On February 28th, 2010, National Bank of Romania's foreign exchange reserves stood at EUR 29,739 million, compared to EUR 28,037 million on January 31st, 2010. The gold stock has held steady at 103.7 tonnes. However, following the change in the international price of gold, its value amounted to EUR 2,726 million. The international reserves of Romania (foreign currencies and gold) on February 28th, 2010 stood at EUR 32,465 million, compared to EUR 30,623 million on January 31st, 2010. During the month of March 2010, the payments due on public and publicly guaranteed external debt amount to EUR 80 million. (Source: NBR's communiqué)

THE GROSS DOMESTIC PRODUCT: The Gross Domestic Product estimated for Q4 2009 was Lei 152295.3 mn in current prices, decreasing - in real terms - by 6.5% compared to Q4 2008. The Gross Domestic Product estimated for the year 2009 was Lei 491273.7 mn in current prices, decreasing - in real terms - by 7.1% compared to the year 2008. The decrease was determined by the decrease of the volume of gross added value from all sectors of activity and, especially from commerce, cars' and household goods' repairing; hotels and restaurants; transports and telecommunications (-11.2%), constructions (-13.6%), with a contribution in forming the Gross Domestic Product of 31.1%. The net taxes on product decreased by 12.4%. The final total consuming decreased by 8.2% in 2009 compared to the previous year, especially because of a decrease by 10.8% of the expenses for the final consuming of the households. The gross fixed capital formation decreased by 25.3%. (Source: communiqué of The National Institute of Statistics)

INVESTMENTS IN THE NATIONAL ECONOMY: In Q4 2009, the investments realized in the national economy dropped by 39.9% compared to Q4 2008. In the year 2009, the investments realized in the national economy dropped by 29.1% compared to 2008. The investments materialized in new construction works, in the year 2009, totaled Lei 33371.3 mn, and the investments in equipments and means of transport totaled Lei 23352.4 mn. The areas where has been realized a higher volume of investments are: commerce/services (wholesale and retail, repair of motor vehicles) and industry. (Source: communiqué of The National Institute of Statistics)

THE COST OF THE LABOR FORCE: In Q4 2009, the cost of the labor force per hour in the adjusted form (in function of the number of working days) registered an increasing rate of 0.93% compared to the previous quarter and of 2.06% compared to the same quarter of the previous year. (Source: communiqué of The National Institute of Statistics)

For more details regarding listed companies on BSE and Rasdaq, please also see SSIF Fortius Finance daily reports, namely Daily Report and Daily Prices or occasionally reports, such as Company Pagers, Company Reports and Country Report.

see disclosure appendix on page 6

Disclosure Appendix

This report is for informative purposes only. Under no circumstances it is to be used or considered as a recommendation, an offer or any other form of advice and/or advertisement to buy, sell or keep any financial instrument. The former performances of the financial instruments are not a guarantee for future performances. While the information contained herein has been obtained from sources believed to be reliable, Fortius Finance does not guarantee that it is accurate and/or complete and hence does not accept any responsibility for it. Any action taken or not taken by the addressee of this report or by any third party in respect to the financial instruments referred to herein is entirely his responsibility. The financial instruments referred to in this report are subject to investment risks, including the possible loss of the principal invested amount.

SSIF FORTIUS FINANCE SA produces and distributes this report on a weekly basis.

Tel: +40 21 310 75 74, FAX +40 21 310 75 70, Email: research@fortius.ro.

Report © SSIF FORTIUS FINANCE. All rights reserved.

Abbreviations:

N/A – not applicable

YoY – 1 year change

YTD – current year change

BSE – Bucharest Stock Exchange

N/AV – not available

RONm – million RON

EURm – million EUR

NBR – National Bank of Romania

NSC - National Securities Commission

Mkt cap –market capitalization

EUR BN – billion EUR

SSIF FORTIUS FINANCE SA

53, Av. Stefan Sanatescu Street, 2nd floor, District 1, Bucharest,

Phone: +4021/310.75.74, Fax: +4021/310.75.70, E-mail: office@fortius.ro

NSC Decision Functioning Authorization: D 1938/24.06.2003, Personal data processor registered under no. 8856

Share capital: 3,114,959 RON, Sole Registration Code – 6917968, Trade Register – J40/8/1995

see disclosure appendix on page 6