



## AUCTOR&HITA Daily MSE Report

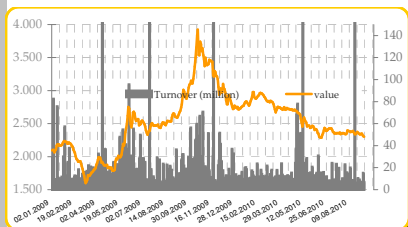
Thursday 02.09.2010



### Market performance

- The total MSE market turnover on 02.09.2010 was MKD 6.872.629 (or EUR 111.496).
- The Macedonian Stock Exchange indexes MBID and OMB increased by +0,42%, +0,07%, while MBI-10 decreased by -0,23%.
- Daily winners: 10 losers: 9 and non-changed: 7
- The total number of traded shares was 68.292 shares realized in 99 transactions

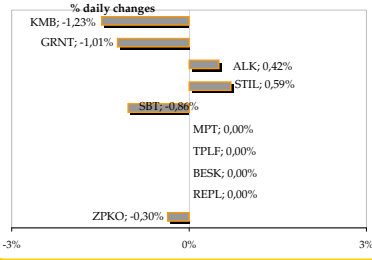
### ▲ MBI-10 index



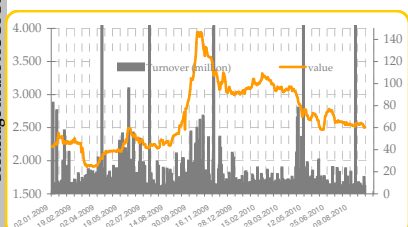
► MBI-10	
•daily change	▼ -0,23%
•5d change	▼ -1,93%
•30d change	▼ -2,28%
•12m change	▼ -24,39%
Last close value	2.302,31
Previous close value	2.307,63
Net change	-5,32

**MBI-10 comments:**  
From 02.09.2010 trading with shares quoted on the MBI-10 index that faced an increase in the share prices were: Alkaloid AD Skopje (+0,42% - MKD 3.719), Makstil AD Skopje (+0,59% - MKD 170). From 02.09.2010 trading with shares quoted on the MBI-10 index that faced a decrease in the share prices were: Komercijalna Banka AD Skopje (-1,23% - MKD 3.212), Grant AD Skopje (-0,01% - MKD 580), Stopanska Banka AD Bitola (-0,86% - MKD 2.670), ZK Pelagonija AD Bitola (-0,30% - MKD 2.194).

#### Members of Macedonian Index MBI-10



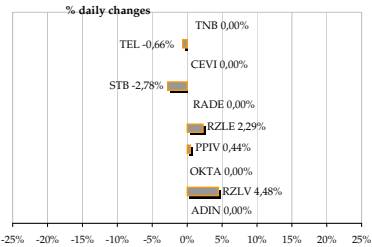
### ▲ MBID index



► MBID	
•daily change	▲ 0,42%
•5d change	▼ -1,74%
•30d change	▼ -2,48%
•12m change	▲ 4,91%
Last close value	2.511,45
Previous close value	2.500,98
Net change	10,47

**MBID comments:**  
From 02.09.2010 trading with shares quoted on the MBID index that faced an increase in the share prices was only: Arcelormital (HRM) AD Skopje (+2,29% - MKD 134), Prilepska Pivarnica AD Prilep (+0,44 - MKD 9.542), Arcelormital (CRM) AD Skopje (+4,48% - MKD 140). From 02.09.2010 trading with shares quoted on the MBID index that faced a decrease in the share prices were: Makedonski Telekom AD Skopje (-0,66% - MKD 396), Stopanska Banka AD Skopje (-2,78% - MKD 210).

#### Members of Macedonian Index MBID



Daily Turnover	MKD	EUR
Official market turnover	6.173.425 MKD	€ 100.381
Regular market turnover	699.204 MKD	€ 11.369
Block transactions	0 MKD	€ 0
Mcap-official segment	31.417.267.023 MKD	€ 510.849.870
Mcap-JSC with special reporting obligations	84.634.716.625 MKD	€ 1.376.174.254

### Regional Indexes

Market	Index	Value	Daily Change
NEX	Nex20	13.830,70	▼ -0,06%
MNT	Moste	488,87	▼ -0,55%
SASE	Sass-10	893,24	▼ -0,42%
	Sass-30	948,92	▲ 0,01%
BLSE	Birs	810,75	▼ -0,05%
	Firs	1.935,06	▲ 0,52%
ZSE	Crobex	1.875,52	▲ 0,60%
	Crobex 10	989,22	▲ 0,74%
BELEX	Belex 15	622,13	▼ -0,25%
	Belexline	1.222,64	▲ 0,00%
LJSE	SBITOP	819,02	▼ -0,15%
	LJSEX	3.272,00	▼ -0,08%

### ▲ Top 5 winners

Ticker	average price	change%	turnover	quantity	transactions
RZEK	70,00 MKD	16,67%	1.470 MKD	21	1
KOMU	370,00 MKD	8,82%	11.840 MKD	32	1
RZLV	140,00 MKD	4,48%	16.800 MKD	120	1
STBR	391,00 MKD	2,62%	23.460 MKD	60	1
RZLE	134,00 MKD	2,29%	6.700 MKD	50	1

### ▼ Top 5 losers

Ticker	average price	change%	turnover	quantity	transactions
RZUS	233,20 MKD	-6,72%	9.328 MKD	40	2
RMDEN04	85,00%	-2,86%	19.228 MKD	367	1
STB	210,00 MKD	-2,78%	162.330 MKD	773	3
KMB	3.212,38 MKD	-1,23%	324.450 MKD	101	6
SBT	2.670,00 MKD	-0,86%	333.750 MKD	125	5

### Top 10 turnovers

Ticker	first open price	last close price	turnover
RMDEN09	81,00%	81,50%	3.093.178 MKD
GRNT	580,00 MKD	580,00 MKD	892.648 MKD
ALK	3.701,00 MKD	3.750,00 MKD	714.128 MKD
SBT	2.670,00 MKD	2.670,00 MKD	333.750 MKD
KMB	3.250,00 MKD	3.200,00 MKD	324.450 MKD
TEL	396,00 MKD	395,00 MKD	299.964 MKD
MPT	26.000,00 MKD	26.000,00 MKD	286.000 MKD
PPIV	9.500,00 MKD	9.750,00 MKD	171.750 MKD
STB	210,00 MKD	210,00 MKD	162.330 MKD
ZPKO	2.160,00 MKD	2.200,00 MKD	111.880 MKD

# MSE MARKET WATCHLIST

81

## MBI-10 Stocks

Ticker	Sector	average daily price	daily turnover	% daily change	5 day change	30 day change	12m change	52 week high	52 week low
ALK	pharmaceutical industry	3.719 MKD	714.128 MKD	▲ 0,42%	▼ -3,40%	▼ -3,60%	▼ -20,93%	6.700 MKD	3.636 MKD
REPL	pharmaceutical industry	36.500 MKD	73.000 MKD	∅ 0,00%	▼ -0,57%	▼ -2,67%	▼ -23,15%	48.000 MKD	35.500 MKD
GRNT	construction industry	580 MKD	892.648 MKD	▼ -0,01%	▼ -3,33%	▼ -6,45%	▼ -8,19%	1.095 MKD	600 MKD
BESK	construction industry	7.400 MKD	7.400 MKD	∅ 0,00%	▼ -1,99%	▼ -1,33%	▼ -22,12%	18.000 MKD	7.310 MKD
KMB	banking sector	3.212 MKD	324.450 MKD	▼ -1,23%	▼ -2,64%	▲ 2,68%	▲ 50,67%	3.900 MKD	2.350 MKD
SBT	banking sector	2.670 MKD	333.750 MKD	▼ -0,86%	▲ 0,75%	▲ 4,71%	▼ -10,21%	4.938 MKD	2.500 MKD
ZPKO	food industry	2.194 MKD	111.880 MKD	▼ -0,30%	▼ -1,36%	▼ -2,50%	▼ -24,34%	5.490 MKD	2.100 MKD
STIL	metal and steel industry	170 MKD	6.800 MKD	▲ 0,59%	▼ -4,49%	▼ -8,11%	▲ 1,94%	420 MKD	150 MKD
TPLF	services	3.550 MKD	99.400 MKD	∅ 0,00%	▲ 1,43%	▼ -4,04%	▼ -17,43%	6.639 MKD	3.490 MKD
MPT	trading	26.000 MKD	286.000 MKD	∅ 0,00%	▼ -0,51%	▼ -3,70%	▼ -13,68%	55.499 MKD	25.000 MKD

## MSE Stocks

Ticker	Sector	average daily price	daily turnover	% daily change	5 day change	30 day change	12m change	52 week high	52 week low
OHB	banking sector	1.950 MKD	0 MKD	∅ 0,00%	▲ 1,66%	▲ 0,52%	▼ -2,50%	3.200 MKD	1.800 MKD
TNB	banking sector	3.700 MKD	0 MKD	∅ 0,00%	▼ -0,14%	▼ -1,38%	▼ -13,13%	5.801 MKD	3.699 MKD
STB	banking sector	210 MKD	162.330 MKD	▼ -2,78%	▼ -4,11%	▲ 8,25%	▼ -10,76%	442 MKD	185 MKD
PPIV	beverage industry	9.542 MKD	171.750 MKD	▲ 0,44%	▲ 0,43%	▲ 3,17%	▲ 19,27%	15.000 MKD	7.300 MKD
ZTVR	food industry	1.700 MKD	0 MKD	∅ 0,00%	∅ 0,00%	▼ -2,86%	▼ -26,09%	3.300 MKD	1.750 MKD
RZLE	metal and steel industry	134 MKD	6.700 MKD	▲ 2,29%	▲ 2,29%	▼ -6,94%	▲ 8,57%	339 MKD	105 MKD
RZLV	metal and steel industry	140 MKD	16.800 MKD	▲ 4,48%	▲ 5,26%	▲ 3,70%	▼ -2,10%	335 MKD	101 MKD
RZUS	services	233 MKD	9.328 MKD	▼ -6,72%	▼ -6,71%	▼ -6,72%	▼ -16,71%	639 MKD	213 MKD
MKSD	services	281 MKD	0 MKD	∅ 0,00%	∅ 0,00%	∅ 0,00%	▼ -18,24%	612 MKD	280 MKD
TEL	services	396 MKD	299.964 MKD	▼ -0,66%	▼ -1,04%	▼ -4,64%	▼ -4,02%	530 MKD	375 MKD
MTUR	services	2.402 MKD	0 MKD	∅ 0,00%	▲ 0,08%	▲ 0,08%	▼ -14,21%	3.942 MKD	2.351 MKD
SPAZ	trading	7.501 MKD	0 MKD	∅ 0,00%	▲ 7,13%	▲ 7,08%	▼ -24,99%	14.427 MKD	7.000 MKD
TETE	industry	580 MKD	0 MKD	∅ 0,00%	∅ 0,00%	∅ 0,00%	▲ 16,00%	1.263 MKD	450 MKD
CEVI	industry	700 MKD	14.000 MKD	∅ 0,00%	▼ -6,67%	▼ -6,67%	▼ -36,83%	2.200 MKD	643 MKD

## Headlines

>Fersped AD Skopje (ticker: FERS) published Information for Decision reached on the session on Supervisory Board for appointing new members of the Management Board of the company.

## Central Bank Information

Rates	overnight	1w	1m	3m
SKIBOR	3,07%	4,16%	5,03%	6,08%
MRDONIA	2,70%			
Centr.Bank Bills	/	/	4,50%	/
Lombard Credit	6,00%			

Exchange Rates	buying r	middel r	selling r
EUR	61,3306	61,6388	61,9470
CHF	47,2975	47,5351	47,7728
GBP	73,7989	74,1698	74,5406
USD	47,9145	48,1553	48,3961

Macroeconomics data	2008	2009	2010*
GDP grow (real)	4,90%	-0,50%	2,20%
Inflation	8,30%	-0,80%	1,00%
Unemployment rate	33,80%	31,15%	/
CPI	2,80%	-1,90%	
Credit Rating**			
short term debt		BB-	BB
long term debt		BB-	BB-

\* forecast information  
\*\*Fitch and Standard&Poor's

While every effort has been made to ensure the accuracy and timeliness of the material contained in this document, it is neither a comprehensive review of the subject matter covered nor a substitute for specific professional advice. AUCTOR&HITA BROKERI AD Skopje provides this material for information purposes, without legal responsibility, and it does not constitute legal or other professional advice. The information contained herein is subject to change without notice. This is not a prospectus or an offer or invitation to acquire securities or assets and we accept no responsibility for loss nor any claims of profits which may arise from reliance on information contained.