



AUCTOR

AUCTION BROKERI AD SKOPJE

bul. Partizanski Odredi 43B/flat 5, 1000 Skopje, R. Macedonia; tel: +389 2 3248 980, fax: +389 2 3248 992
 W: www.auctor.com.mk E: info@auctor.com.mk

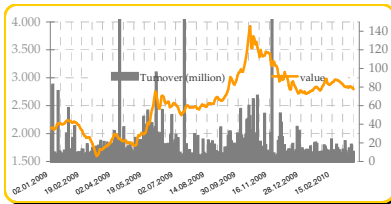
Daily MSE Report

Friday, March 12, 2010

Market performance

- The total MSE market turnover on 12.03.2010 was MKD 10.147.651 or EUR 165.892,6 whereas the market capitalization of the official market segment valued EUR 634,4 millions and of the regular valued EUR 1.500,8 billion.
- Macedonian stock exchange indexes MBI-10 and MBID decreased by -0,91%, -0,19% and OMB increased by+ 0,34%.
- Daily winners: 3, losers: 9, and non-changed: 5.
- The total trades number on the MSE on 11.03.2010 was 94.

▲ MBI-10 index

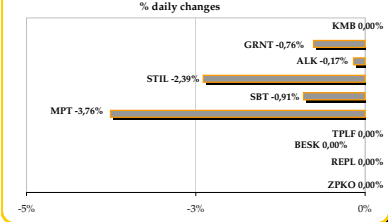


► MBI-10	
•daily change	▼ -0,91%
•5d change	▼ -1,70%
•30d change	▼ -1,49%
•12m change	▲ 43,18%
Last close value	2.796,36
Previous close value	2.822,13
Net change	-25,77

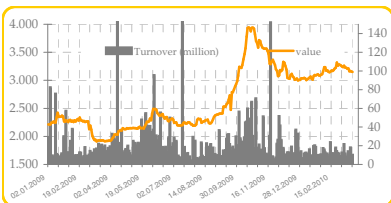
MBI-10 comments:

The MBI-10 stocks that faced a decrease were the following: Makpetrol AD Skopje (-3,76% - MKD 31.586,78), Grant AD Skopje (-0,76% - MKD 793,95), Maktli AD Skopje (-2,39% - MKD 236,33), Stopanska Banka AD Bitola (-0,91% - MKD 2.900,00) and Alkaloid AD Skopje (-0,17% - MKD 4.816,72) and the other stocks remain unchanged.

Members of Macedonian Index MBI-10



▲ MBID index

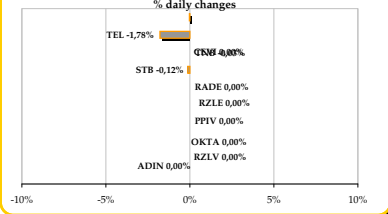


► MBID	
•daily change	▼ -0,19%
•5d change	▼ -1,94%
•30d change	▲ 1,24%
•12m change	▲ 59,92%
Last close value	3.148,73
Previous close value	3.154,83
Net change	-6,10

MBID comments:

MBID shares that decreased in price on 12.13.2010 are: Stopanska Banka AD Skopje (-0,12% - MKD 259,68), Makedonski Telekom AD Skopje (-1,76% - MKD 505,84) and Tutunska Banka AD Skopje (-0,03% - MKD 5.101,37) while the others stocks remain unchanged.

Members of Macedonian Index MBID



Daily Turnover	MKD	EUR
Official market turnover	7.831.387 MKD	€ 128.027
Regular market turnover	2.316.264 MKD	€ 37.866
Block transactions	0 MKD	€ 0
Mcap-official segment	38.806.817.792 MKD	€ 634.409.315
Mcap-JSC with special reporting obligations	91.807.527.510 MKD	€ 1.500.858.714

Regional Indexes

Market	Index	Value	Daily Change
NEX	Nex20	15.018,18	▼ -0,87%
MNT	Moste	616,01	▲ +0,20%
SASE	BIFix	1.713,51	▲ +1,80%
	Saxs-10	1.018,58	▼ -0,64%
BLSE	Birs	921,11	▼ -0,16%
	Firs	1.577,83	▲ +0,13%
ZSE	Crobex	2.171,31	▲ +1,39%
	Crobex10	1.161,89	▲ +1,15%
BELEX	Belex15	681,26	▲ +0,56%
	Belexline	1.325,02	▲ +0,28%
LJSE	SBT0P	990,75	▲ +0,75%
	SB120	3.797,11	▲ +0,43%

▲ Top 5 winners

Ticker	average price	change%	turnover	quantity	transactions
RINS	12.500,00 MKD	99,68%	537.500,00 MKD	43	1
APTK	800,00 MKD	14,29%	4.000,00 MKD	5	1
RMEN08	87,00%	1,18%	1.453.990,60 MKD	27.457	2

▼ Top 5 losers

Ticker	average price	change%	turnover	quantity	transactions
MPT	31.586,78 MKD	-3,76%	1.295.058 MKD	41	18
STIL	236,33 MKD	-2,39%	224.040 MKD	948	7
TKVS	2.500,00 MKD	-1,96%	25.000 MKD	10	1
TEL	505,84 MKD	-1,78%	857.406 MKD	1.695	12
SBT	2.900,00 MKD	-0,91%	472.700 MKD	163	7

Top 10 turnovers

Ticker	average price	change%	turnover
ALK	4.816,71 MKD	-0,17%	2.259.000 MKD
KMB	3.200,00 MKD	0,00%	1.808.000 MKD
RMEN05	86,00%	1,18%	1.454.000 MKD
MPT	31.586,78 MKD	-3,76%	1.295.000 MKD
TEL	505,84 MKD	-1,78%	857.000 MKD
TNB	5.101,37 MKD	-0,03%	781.000 MKD
RINS	12.500,00 MKD	99,68%	538.000 MKD
SBT	2.900,00 MKD	-0,91%	473.000 MKD
STIL	236,33 MKD	-2,39%	224.000 MKD
GRNT	799,95 MKD	-0,76%	218.000 MKD

MSE MARKET WATCHLIST

MBI-10 Stocks

Ticker	Sector	average daily price	daily turnover	% daily change	5 day change	30 day change	12m change	52 week high	52 week low
ALK	pharmaceutical industry	4.817 MKD	2.259.042 MKD	▼ -0,17%	▲ 0,31%	▼ -3,12%	▲ 64,93%	6.700 MKD	2.445 MKD
REPL	pharmaceutical industry	47.500 MKD	0 MKD	∅ 0,00%	∅ 0,00%	▲ 1,88%	▲ 10,47%	49.533 MKD	39.999 MKD
GRNT	construction industry	794 MKD	218.336 MKD	▼ -0,76%	▼ -2,44%	▼ -0,78%	▲ 108,99%	1.095 MKD	344 MKD
BESK	construction industry	10.400 MKD	0 MKD	∅ 0,00%	▼ -3,17%	▼ -4,59%	▲ 33,32%	18.000 MKD	7.022 MKD
KMB	banking sector	3.200 MKD	1.808.000 MKD	∅ 0,00%	▲ 3,23%	▲ 3,27%	▼ -8,06%	3.900 MKD	1.900 MKD
SBT	banking sector	2.900 MKD	472.700 MKD	▼ -0,91%	▼ -3,14%	▼ -6,42%	▼ -4,96%	4.938 MKD	2.650 MKD
ZPKO	food industry	2.742 MKD	0 MKD	∅ 0,00%	▼ -2,08%	▼ -11,56%	▼ -14,32%	5.490 MKD	2.400 MKD
STIL	metal and steel industry	236 MKD	224.041 MKD	▼ -2,39%	▼ -3,46%	▼ -3,88%	▲ 114,85%	420 MKD	100 MKD
TPLF	services	4.801 MKD	0 MKD	∅ 0,00%	▲ 1,07%	▼ -5,87%	▲ 84,65%	6.639 MKD	2.000 MKD
MPT	trading	31.587 MKD	1.295.058 MKD	▼ -3,76%	▼ -8,44%	▼ -16,30%	▼ -26,54%	55.499 MKD	20.134 MKD

MSE Stocks

Ticker	Sector	average daily price	daily turnover	% daily change	5 day change	30 day change	12m change	52 week high	52 week low
OHB	banking sector	2.050 MKD	0 MKD	∅ 0,00%	▼ -5,33%	▼ -10,87%	▲ 7,89%	3.200 MKD	1.400 MKD
TNB	banking sector	5.101 MKD	780.510 MKD	▼ -0,03%	▲ 0,96%	▲ 3,06%	▲ 29,13%	5.801 MKD	3.447 MKD
STB	banking sector	260 MKD	57.649 MKD	▼ -0,12%	▼ -5,91%	▼ -7,42%	▲ 62,30%	442 MKD	130 MKD
PPIV	beverage industry	10.700 MKD	0 MKD	∅ 0,00%	▲ 2,88%	▲ 0,94%	▲ 114,00%	15.000 MKD	5.000 MKD
ZTVR	food industry	2.350 MKD	0 MKD	∅ 0,00%	∅ 0,00%	▲ 4,44%	▲ 17,50%	3.300 MKD	1.700 MKD
RZLE	metal and steel industry	195 MKD	0 MKD	∅ 0,00%	▼ -2,71%	▲ 1,16%	▲ 148,15%	339 MKD	54 MKD
RZLV	metal and steel industry	201 MKD	0 MKD	∅ 0,00%	∅ 0,00%	▲ 8,46%	▲ 209,23%	335 MKD	60 MKD
RZUS	services	380 MKD	0 MKD	∅ 0,00%	▼ -2,56%	▼ -5,00%	▲ 181,44%	639 MKD	100 MKD
MKSD	services	316 MKD	0 MKD	∅ 0,00%	∅ 0,00%	▼ 1,61%	▼ -9,71%	612 MKD	170 MKD
TEL	services	506 MKD	857.399 MKD	▼ -1,78%	▲ 4,00%	▲ 8,01%	▲ 52,84%	473 MKD	300 MKD
MTUR	services	3.106 MKD	0 MKD	∅ 0,00%	▲ 2,85%	▲ 3,54%	▼ -0,53%	3.942 MKD	2.700 MKD
SPAZ	trading	11.000 MKD	0 MKD	∅ 0,00%	▲ 0,92%	▲ 4,76%	▲ 32,69%	14.427 MKD	7.900 MKD
TETE	industry	650 MKD	32.500 MKD	∅ 0,00%	▼ -14,53%	▼ -14,53%	▲ 27,20%	1.263 MKD	450 MKD
CEVI	industry	1.082 MKD	0 MKD	∅ 0,00%	▼ -1,53%	▲ 1,40%	▲ 8,16%	2.749 MKD	700 MKD

Headlines

> Lotarija na Makedonija AD Skopje (ticker: LOTO) informed that the company raised a loan of MKD 15.500.000,00 (EUR 252.000,00) from Komercijalna Banka AD Skopje needed for current activities.

> TTK Banka AD Skopje (ticker: TTK will finance its clients through a new range of attractive products. New loan products, reduced fees, flexible terms, benefits card, introduction of housing loan, the advantages of letters of credit and guarantees are only part of the list of changes made from the bank to respond to customer needs, especially in time when domestic liquidity is reduced. In accordance with the new layout and new procedures for approving loans, obtaining credit is easier. In the TTK Banka AD Skopje, with very favorable conditions and greater availability, citizens can apply for new "Easy quick" loan, new loans for education "index" and the new housing loan. Interest rates

> A gradual recovery in foreign direct investment in central and eastern Europe is likely by 2013, a new study conducted by Pricewaterhouse Coopers said. A five-year boom, in which FDI rose five-fold to \$155bn in 2008, was halted by recession and the credit crunch, said PwC, the professional services group. Inflows shrank more than half to \$77bn in 2009 as investment in real estate, building materials and car parts tumbled, in spite of rising investment in alternative energy, chemicals and electronic components. PwC estimated that FDI in the region would surpass its 2008 peak by 2013. Inflows into central and eastern Europe "grew remarkably" after the mid-1990s when the Czech Republic, Poland and Hungary became important destinations for foreign investment.

Central Bank Information

Rates	overnight	1w	1m	3m
SKIBOR	4,89%	7,00%	7,66%	8,42%
MKDONIA	4,33%			
Centr.Bank Bills	/	/	7,50%	/
Lombard Credit	9,00%			

Exchange Rates	buying r	middel r	selling r
EUR	61,2679	61,5758	61,8837
CHF	41,9012	42,1117	42,3223
GBP	67,4311	67,7700	68,1088
USD	44,8619	45,0874	45,3128

Macroeconomics data	2008	2009	2010*
GDP grow (real)	4,90%	-0,50%	2,20%
Inflation	8,30%	-0,80%	1,00%
Unemployment rate	33,80%	31,15%	/
CPI	2,80%	-1,90%	
Credit Raiting**			
short term debt		BB-	BB
long term debt		BB-	BB-

* forecast information

**Fitch and Standard&Poor's

While every effort has been made to ensure the accuracy and timeliness of the material contained in this document, it is neither a comprehensive review of the subject matter covered nor a substitute for specific professional advice. Auctor Brokeri a.d. Skopje provides this material for information purposes, without legal responsibility, and it does not constitute legal or other professional advice. The information contained herein is subject to change without notice. This is not a prospectus or an offer or invitation to acquire securities or assets and we accept no responsibility for loss nor any claims of profits which may arise from reliance on information contained.