



AUCTOR

AUCTION BROKERI AD Skopje

bul. Partizanski Odredi 43B/flat 5, 1000 Skopje, R. Macedonia; tel: +389 2 3248 980, fax: +389 2 3248 992
W: www.auctor.com.mk E: info@auctor.com.mk

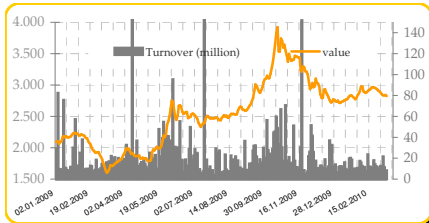
Daily MSE Report

Thursday, March 05, 2010

Market performance

- The total MSE market turnover on 05.03.2010 was MKD 8.248.418,91 or EUR 134.844, whereas the market capitalization of the official market segment valued EUR 638,7 millions and of the regular valued EUR 1,481 billion.
- All three Macedonian stock exchange indexes MBI-10, MBID and OMB decreased by -0,70%, -0,57% and -0,12% respectively.
- Daily winners: 3, losers: 15, and non-changed: 2.
- The total trades number on the MSE on 04.03.2010 was 99.

▲ MBI-10 index



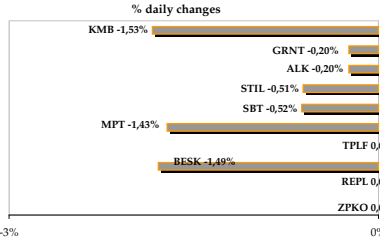
► MBI-10	
•daily change	▼ -0,70%
•5d change	▼ -0,94%
•30d change	▼ -0,33%
•12m change	▲ 56,16%
Last close value	2.822,76
Previous close value	2.842,69
Net change	-19,93

Daily Turnover	MKD	EUR
Official market turnover	6.705.231 MKD	€ 109.616
Regular market turnover	1.543.188 MKD	€ 25.228
Block transactions	0 MKD	€ 0
Mcap-official segment	39.069.379.345 MKD	€ 638.701.640
Mcap-JSC with special reporting obligations	90.597.873.800 MKD	€ 1.481.083.436

Regional Indexes

Market	Index	Value	Daily Change
NEX	Nex20	14.927,21	▲ +0,05%
MNT	Moste	613,13	▲ +0,18%
SASE	BiFix	1.681,48	▼ -0,33%
	Saxx-10	1.047,07	▲ +0,22%
BLSE	Birs	924,70	▲ +0,47%
	Firs	1.589,80	▲ +0,47%
ZSE	Crobex	2.126,26	▲ +0,55%
	Crobex 10	1.135,65	▲ +0,44%
BELEX	Belex15	689,23	▼ -0,54%
	Belexline	1.342,82	▼ -0,50%
LJSE	SBITOP	937,03	▼ -0,09%
	SB120	3.829,38	▼ -0,22%

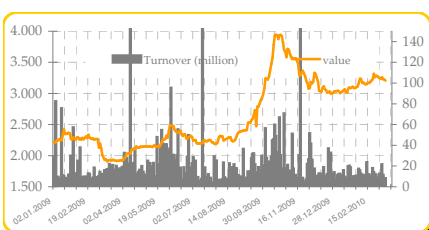
Members of Macedonian Index MBI-10



MBI-10 comments:

All traded MBI-10 stocks faced a decrease in the prices on 05.03.2010. The traded stocks were the following: Komercijalna Banka AD Skopje (-1,53% - MKD 3.101,90), Granit AD Skopje (-0,20% - MKD 810,00), Alkaloid AD Skopje (-0,20% - MKD 4.812,80), Makstil AD Skopje (-0,51% - MKD 245,00), Stopanska Banka AD Bitola (-0,52% - MKD 2.907,79), Makpetrol AD Skopje (-1,43% - MKD 34.500,00) and Beton AD Skopje (-1,49% - MKD 10.638,00).

▲ MBID index



► MBID	
•daily change	▼ -0,57%
•5d change	▼ -0,89%
•30d change	▲ 3,48%
•12m change	▲ 41,40%
Last close value	3.205,74
Previous close value	3.224,25
Net change	-18,51

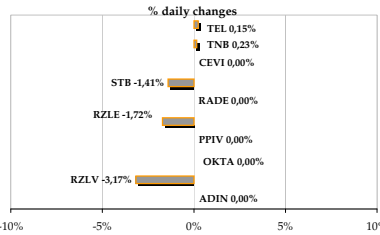
▲ Top 5 winners

Ticker	average price	change%	turnover	quantity	transactions
TNB	5.049,98 MKD	0,23%	403.998 MKD	80	8
TEL	490,75 MKD	0,15%	1.015.356 MKD	2.069	16
RM01	96,10%	0,10%	426.675 MKD	7.211	5

▼ Top 5 losers

Ticker	average price	change%	turnover	quantity	transactions
TETE	551,00 MKD	-27,55%	3.857 MKD	7	1
RZIT	70,00 MKD	-6,67%	1.890 MKD	27	1
RZLV	201,00 MKD	-3,17%	20.100 MKD	100	1
RZLE	193,96 MKD	-1,54%	41.508 MKD	214	3
KMB	3.101,90 MKD	-1,53%	766.169 MKD	247	6

Members of Macedonian Index MBID



MBID comments:

MBID shares that decreased yesterday are ArcelorMittal (HRM) AD Skopje (-1,72% - MKD 193,96), Stopanska Bank AD Skopje (-1,41% - MKD 270,55) and ArcelorMittal (CRM) AD Skopje (-3,17% - MKD 201,00). Makedonski Telekom AD Skopje (+0,15% - MKD 490,75) and Tutunska Banka AD Skopje (+0,23% - MKD 5.049,98) noted a small increase in their stock values.

Top 10 turnovers

Ticker	average price	change%	turnover
GRNT	810,00 MKD	-0,20%	2.221.000 MKD
TEL	490,75 MKD	0,15%	1.015.356 MKD
RMEN08	86,98%	-0,02%	863.000 MKD
KMB	3.101,90 MKD	-1,53%	766.169 MKD
ALK	4.812,88 MKD	-0,20%	746.000 MKD
TPLF	4.750,03 MKD	0,00%	713.000 MKD
RM01	96,10%	0,10%	427.000 MKD
TNB	5.049,98 MKD	0,23%	403.998 MKD
STIL	245,00 MKD	-0,51%	382.000 MKD
SBT	2.907,79 MKD	-0,52%	250.000 MKD

MSE MARKET WATCHLIST

MBI-10 Stocks

Ticker	Sector	average daily price	daily turnover	% daily change	5 day change	30 day change	12m change	52 week high	52 week low
ALK	pharmaceutical industry	4.813 MKD	745.996 MKD	▼ -0,20%	▼ -0,79%	▼ -0,69%	▲ 61,90%	6.700 MKD	2.445 MKD
REPL	pharmaceutical industry	47.500 MKD	0 MKD	∅ 0,00%	▼ -1,04%	▲ 1,88%	▲ 10,47%	49.533 MKD	39.999 MKD
GRNT	construction industry	810 MKD	2.221.020 MKD	▼ -0,20%	▼ -1,00%	▲ 4,30%	▲ 105,19%	1.095 MKD	344 MKD
BESK	construction industry	10.600 MKD	137.800 MKD	▼ -1,85%	▼ -1,87%	▼ -11,67%	▲ 29,47%	18.000 MKD	7.022 MKD
KMB	banking sector	3.102 MKD	766.169 MKD	▼ -1,53%	▼ -1,69%	▲ 3,59%	▼ -11,56%	3.900 MKD	1.900 MKD
SBT	banking sector	2.908 MKD	250.067 MKD	▼ -0,52%	▼ -4,82%	▼ -11,58%	▼ -4,75%	4.938 MKD	2.650 MKD
ZPKO	food industry	2.651 MKD	0 MKD	∅ 0,00%	▼ -8,59%	▼ -17,16%	▼ -17,80%	5.490 MKD	2.400 MKD
STIL	metal and steel industry	245 MKD	382.445 MKD	▼ -0,51%	∅ 0,00%	▼ -7,83%	▲ 104,17%	420 MKD	100 MKD
TPLF	services	4.750 MKD	712.510 MKD	∅ 0,00%	▼ -5,00%	▼ -4,90%	▲ 69,64%	6.639 MKD	2.000 MKD
MPT	trading	34.500 MKD	103.500 MKD	▼ -1,43%	▼ -1,49%	▼ -6,76%	▼ -22,46%	55.499 MKD	20.134 MKD

MSE Stocks

Ticker	Sector	average daily price	daily turnover	% daily change	5 day change	30 day change	12m change	52 week high	52 week low
OHB	banking sector	2.165 MKD	0 MKD	∅ 0,00%	▼ -1,57%	▼ -5,85%	▲ 13,97%	3.200 MKD	1.400 MKD
TNB	banking sector	5.050 MKD	403.998 MKD	▲ 0,23%	▲ 0,95%	▲ 0,13%	▲ 23,17%	5.801 MKD	3.447 MKD
STB	banking sector	271 MKD	62.227 MKD	▼ -1,41%	▼ -2,24%	▼ -3,21%	▲ 69,09%	442 MKD	130 MKD
PPIV	beverage industry	10.400 MKD	0 MKD	∅ 0,00%	▼ -1,89%	▼ -1,89%	▲ 36,84%	15.000 MKD	5.000 MKD
ZTVR	food industry	2.350 MKD	0 MKD	∅ 0,00%	∅ 0,00%	▲ 4,44%	▲ 17,50%	3.300 MKD	1.700 MKD
RZLE	metal and steel industry	194 MKD	41.507 MKD	▼ -1,54%	▼ -9,92%	▲ 2,08%	▲ 128,94%	339 MKD	54 MKD
RZLV	metal and steel industry	201 MKD	20.100 MKD	▼ -3,17%	∅ 0,00%	▲ 11,05%	▲ 214,06%	335 MKD	60 MKD
RZUS	services	390 MKD	0 MKD	∅ 0,00%	▼ -8,88%	▼ -4,88%	▲ 160,00%	639 MKD	100 MKD
MKSD	services	316 MKD	0 MKD	∅ 0,00%	∅ 0,00%	▼ -11,14%	▼ -29,78%	612 MKD	170 MKD
TEL	services	491 MKD	1.015.362 MKD	▲ 0,15%	▼ -0,30%	▲ 5,67%	▲ 28,23%	473 MKD	300 MKD
MTUR	services	3.020 MKD	0 MKD	∅ 0,00%	▲ 0,01%	▲ 0,67%	▼ -11,17%	3.942 MKD	2.700 MKD
SPAZ	trading	10.900 MKD	0 MKD	∅ 0,00%	▼ -9,17%	▲ 3,81%	▲ 28,24%	14.427 MKD	7.900 MKD
TETE	industry	551 MKD	3.857 MKD	▼ -27,55%	▼ -27,55%	▼ -26,53%	▼ -8,32%	1.263 MKD	450 MKD
CEVI	industry	1.072 MKD	0 MKD	∅ 0,00%	▼ -1,64%	▼ -8,52%	▲ 19,13%	2.749 MKD	700 MKD

Headlines

> EMO AD Ohrid (ticker-EMO) announced the non-audited consolidated financial statements for the year 2009, with registered net loss of 5,5 million EUR.

> Komercijalna Banka AD Skopje (ticker-KMB) announced the company financial plan for the year 2010, with the following estimations:

- Planned profitability expressed through ROE of 20% and ROA of 2%;
- Liabilities upon short-term and long-term loans are planned to increase by 63% due to usage of new credit line from EIB facilitated through the MBDP in the amount of 1,139 million denars.
- Total deposits of customers are planned to increase by 3%, or by 1,507 million denars, thus reaching participation of 82.2% of the Bank's total resources. In the course of 2010 changes of maturity and currency structure of the total deposits is not planned.
- Gross profit before tax is planned to reach 1.100 million denars which is by 2% higher compared to 2009, due to expected recuperation of the economic environment in the country from the effects of the global recession.

> Winery Tikves AD Skopje (ticker-TKVS) hired world-renowned oenologist Philip Kambi for the development of new high quality wines for the international market.

He is a expert working for one of the top five oenologists in the world, with extensive experience in cooperation with many world famous wineries. From Tikves assessed that Macedonia with 2000 years of tradition, is internationally known as wine country.

Central Bank Information

Rates	overnight	1w	1m	3m
SKIBOR	5,41%	7,14%	7,71%	8,51%
MKDONIA	n/a			

Centr.Bank Bills	/	/	7,50%	/
Lombard Credit	9,00%			

Exchange Rates	buying r	middel r	selling r
EUR	61,2634	61,5713	61,8792
CHF	41,8695	42,0799	42,2903
GBP	67,6944	68,0346	68,3748
USD	44,8225	45,0478	45,2730

Macroeconomics data	2008	2009	2010*
GDP grow (real)	4,90%	-0,50%	2,20%
Inflation	8,30%	-0,80%	1,00%
Unemployment rate	33,80%	31,15%	/
CPI	2,80%	-1,90%	
Credit Raiting**			
short term debt		BB-	BB
long term debt		BB-	BB-

* forcast information

**Fitch and Standard&Poor's