



AUCTOR

AUCTOR BROKERI AD Skopje

bul. Partizanski Odredi 43B/flat 5, 1000 Skopje, R. Macedonia; tel: +389 2 3248 980, fax: +389 2 3248 992
 W: www.auctor.com.mk E: info@auctor.com.mk

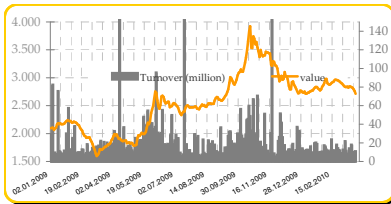
Daily MSE Report

Tuesday, 16 March 2010

Market performance

- The total MSE market turnover on 16.03.2010 was MKD 10.879.496 or EUR 177856,7 whereas the market capitalization of the official market segment valued EUR 619,4 millions and of the regular valued EUR 1,443.5 billion.
- Macedonian stock exchange indexes MBI-10, MBID and OMB decreased by -1.73%, -0.85%, -0.57% respectively.
- Daily winners: 1, losers:19, and non-changed: 6.
- The total trades number on the MSE on 16.03.2010 was 139.

▲ MBI-10 index

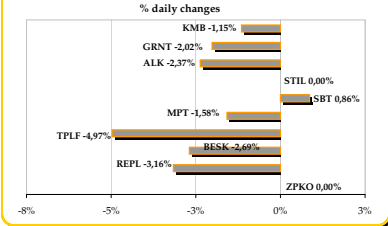


► MBI-10	
•daily change	▼ -1,73%
•5d change	▼ -4,15%
•30d change	▼ -6,54%
•12m change	▲ 37,62%
Last close value	2.713,02
Previous close value	2.760,88
Net change	-47,86

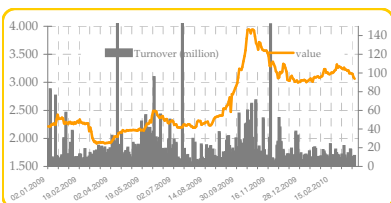
MBI-10 comments:

Only MBI-10 index stock that faced an increase is Stopanska Banka AD Bitola (+0.86% - MKD 2.882,85). The MBI-10 stocks that faced a decrease were the following: Makoprol AD Skopje (-1.56% - MKD 30.689,67), Granit AD Skopje (-2.02% - MKD 770,48), Komercijalna Banka AD Skopje (-1.15% - MKD 3.106,42), Topliifikacija AD Skopje (-4.97% - MKD 4.512,91), Beton AD Skopje (-2.69% - MKD 9.828,00), Replek AD Skopje (-3.16% - MKD 46.000,00) and Alkaloid AD Skopje (-2.37% - MKD 4.626,74).

Members of Macedonian Index MBI-10



▲ MBID index

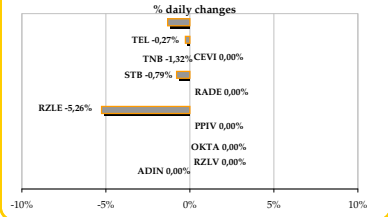


► MBID	
•daily change	▼ -0,85%
•5d change	▼ -3,31%
•30d change	▼ -5,33%
•12m change	▲ 57,65%
Last close value	3.063,06
Previous close value	3.089,31
Net change	-26,25

MBID comments:

MBID shares that decreased in price on 16.13.2010 are: Stopanska Banka AD Skopje (-0.79% - MKD 250,00), Makedonski Telekom AD Skopje (-0.27% - MKD 502,25), Tutunska Banka AD Skopje (-1.32% - MKD 5.032,50) and Arcotelarmat HRM AD Skopje (-5.26% - MKD 180,00) while the other stocks remain unchanged.

Members of Macedonian Index MBID



Daily Turnover	MKD	EUR
Official market turnover	8.196.641 MKD	€ 133.998
Regular market turnover	2.682.855 MKD	€ 43.859
Block transactions	0 MKD	€ 0
Mcap-official segment	37.887.874.294 MKD	€ 619.386.534
Mcap-JSC with special reporting obligations	87.810.162.834 MKD	€ 1.435.510.264

Regional Indexes

Market	Index	Value	Daily Change
NEX	Nex20	15.056,62	▲ + 1,40%
MNT	Moste	611,89	▼ - 0,02%
SASE	BIFix	1.701,22	▼ - 0,11%
	Sasx-10	1.008,77	▲ + 0,18%
BLSE	Birs	918,82	▼ - 0,22%
	Firs	1.588,39	▲ + 0,80%
ZSE	Crobex	2.161,11	▼ - 0,42%
	Crobex10	1.161,06	▼ - 0,31%
BELEX	Belex15	685,77	▼ - 0,23%
	Belexline	1.328,75	▼ - 0,20%
LJSE	SBTOP	938,42	▲ + 0,74%
	SB120	3.824,94	▲ + 0,97%

▲ Top 5 winners

Ticker	average price	change%	turnover	quantity	transactions
SBT	2.882,85 MKD	0,86%	172.971,00 MKD	60	2

▼ Top 5 losers

Ticker	average price	change%	turnover	quantity	transactions
RZIN	408,00 MKD	-20,00%	4.080 MKD	10	2
BEST	700,00 MKD	-12,50%	30.100 MKD	43	1
RZTK	293,00 MKD	-9,85%	2.930 MKD	10	1
STBP	411,00 MKD	-8,67%	17.673 MKD	43	4
RZLE	180,00 MKD	-5,26%	1.800 MKD	10	1

Top 10 turnovers

Ticker	average price	change%	turnover
KMB	3.106,42 MKD	-1,15%	5.169.080 MKD
TEL	502,25 MKD	-0,27%	1.965.570 MKD
ALK	4626,74	-2,37%	1.170.570 MKD
TNB	5.032,50 MKD	-1,32%	563.640 MKD
RMDEN08	84,70%	-0,36%	318.680 MKD
MPT	30.689,67 MKD	-1,58%	276.210 MKD
TPLF	4.512,91 MKD	-4,97%	248.210 MKD
GRNT	770,48 MKD	-2,02%	223.440 MKD
SBT	2.882,85 MKD	0,86%	172.970 MKD
BESK	9.828,12 MKD	-2,69%	157.250 MKD

MSE MARKET WATCHLIST

MBI-10 Stocks

Ticker	Sector	average daily price	daily turnover	% daily change	5 day change	30 day change	12m change	52 week high	52 week low
ALK	pharmaceutical industry	4.627 MKD	1.170.565 MKD	▼ -2,37%	▼ -3,87%	▼ -6,49%	▲ 65,84%	6.700 MKD	2.445 MKD
REPL	pharmaceutical industry	46.000 MKD	46.000 MKD	▼ -3,16%	▼ -3,16%	▼ -2,37%	▲ 6,98%	49.533 MKD	39.999 MKD
GRNT	construction industry	770 MKD	223.439 MKD	▼ -2,02%	▼ -4,88%	▼ -3,49%	▲ 123,98%	1.095 MKD	344 MKD
BESK	construction industry	9.828 MKD	157.250 MKD	▼ -2,69%	▼ -7,28%	▼ -9,94%	▲ 29,32%	18.000 MKD	7.022 MKD
KMB	banking sector	3.106 MKD	5.169.083 MKD	▼ -1,15%	▲ 0,15%	▼ -1,97%	▼ -7,70%	3.900 MKD	1.900 MKD
SBT	banking sector	2.883 MKD	172.971 MKD	▲ 0,86%	▼ -0,86%	▼ -7,08%	▼ -7,00%	4.938 MKD	2.650 MKD
ZPKO	food industry	2.742 MKD	0 MKD	Ø 0,00%	▲ 3,42%	▼ -8,61%	▼ -14,32%	5.490 MKD	2.400 MKD
STIL	metal and steel industry	236 MKD	0 MKD	Ø 0,00%	▼ -3,18%	▼ -5,79%	▲ 134,16%	420 MKD	100 MKD
TPLF	services	4.513 MKD	248.210 MKD	▼ -4,97%	▼ -4,99%	▼ -11,51%	▲ 88,04%	6.639 MKD	2.000 MKD
MPT	trading	30.690 MKD	276.207 MKD	▼ -1,58%	▼ -8,25%	▼ -19,09%	▼ -27,64%	55.499 MKD	20.134 MKD

MSE Stocks

Ticker	Sector	average daily price	daily turnover	% daily change	5 day change	30 day change	12m change	52 week high	52 week low
OHB	banking sector	2.050 MKD	22.550 MKD	Ø 0,00%	▼ -5,33%	▼ -6,82%	▲ 7,89%	3.200 MKD	1.400 MKD
TNB	banking sector	5.033 MKD	563.640 MKD	▼ -1,32%	▼ -1,33%	▲ 1,67%	▲ 35,20%	5.801 MKD	3.447 MKD
STB	banking sector	250 MKD	100.000 MKD	▼ -0,79%	▼ -7,60%	▼ -11,67%	▲ 65,34%	442 MKD	130 MKD
PPIV	beverage industry	10.700 MKD	0 MKD	Ø 0,00%	Ø 0,00%	▲ 1,44%	▲ 114,00%	15.000 MKD	5.000 MKD
ZTVR	food industry	2.350 MKD	0 MKD	Ø 0,00%	Ø 0,00%	▲ 4,44%	▲ 17,50%	3.300 MKD	1.700 MKD
RZLE	metal and steel industry	180 MKD	1.800 MKD	▼ -5,26%	▼ -7,20%	▼ -9,34%	▲ 175,86%	339 MKD	54 MKD
RZLV	metal and steel industry	184 MKD	0 MKD	Ø 0,00%	▼ -8,46%	▼ -8,39%	▲ 162,86%	335 MKD	60 MKD
RZUS	services	360 MKD	0 MKD	Ø 0,00%	▼ -7,69%	▼ -12,20%	▲ 205,56%	639 MKD	100 MKD
MKSD	services	317 MKD	0 MKD	Ø 0,00%	▲ 0,32%	▲ 2,26%	▼ -9,43%	612 MKD	170 MKD
TEL	services	502 MKD	1.965.807 MKD	▼ -0,27%	▲ 2,34%	▲ 4,66%	▲ 47,72%	473 MKD	300 MKD
MTUR	services	3.106 MKD	0 MKD	Ø 0,00%	▲ 2,85%	▲ 3,16%	▼ -5,30%	3.942 MKD	2.700 MKD
SPAZ	trading	11.000 MKD	0 MKD	Ø 0,00%	Ø 0,00%	▲ 5,77%	▲ 37,41%	14.427 MKD	7.900 MKD
TETE	industry	650 MKD	0 MKD	Ø 0,00%	▲ 17,97%	▼ -14,53%	▲ 29,74%	1.263 MKD	450 MKD
CEVI	industry	1.051,53 MKD	0 MKD	Ø 0,00%	▼ -4,27%	▼ -4,41%	▲ 5,15%	2.749 MKD	700 MKD

Headlines

> On 15.03.2010 the MSE Index Commission made a regular revision on MBID Index. According to the Methodology for calculation of MBID, the MSE Index Commission decided that the elements of MBID are the ordinary shares of the following companies: Tutunska Banka AD Skopje, Makedonski telekom AD Skopje, Fabrika za cevki 11 Oktomvri AD Kumanovo, Stopanska banka AD Skopje, Arcelormittal Skopje (HRM) AD Skopje, Prilepska pivarnica AD Prilep, OKTA AD Skopje, Arcelormittal Skopje (CRM) AD Skopje and Rade Koncar AD Skopje. These 9 elements of MBID are taking 94% of the total turnover on the Market of joint stock companies with special reporting obligations in the previous quarter. The next regular revision of MBID is on 15.06.2010.

> Hotels Metropol AD Ohrid (Ticker: MPOL) announced their revised annual financial statements for 2009. The sales for 2009 are lowered by 17% in comparison with 2008, the net income for 2009 amounts 2.421.000 denars and faces a decrease of 90% in the

> Hotels Metropol AD Ohrid (Ticker: MPOL) announced that the net income for 2009 which equals 2.420.593,00 denars will remain unshared.

> Hotels Meropol AD Ohrid (Ticker: MPOL) announced that 2009 was not successful year and they finished with unsatisfactory results. Disturbed relations in economy, economic crisis, the collapse of the standard of the population reflected in their work so they made less revenue than they planned. On such adverse movements a special mark gave the political development and the environment, and their consequences have particular impact on economic performance of the company.

Central Bank Information

Rates	overnight	1w	1m	3m
SKIBOR	4,88%	7,04%	7,63%	8,50%
MKDONIA	4,30%			
Centr. Bank Bills	/	/	7,50%	/
Lombard Credit	9,00%			

Exchange Rates	buying r	middel r	selling r
EUR	61,2849	61,5929	61,9009
CHF	42,1869	42,3989	42,6109
GBP	67,3091	67,6473	67,9853
USD	44,7172	44,9419	45,1666

Macroeconomics data	2008	2009	2010*
GDP grow (real)	4,90%	-0,50%	2,20%
Inflation	8,30%	-0,80%	1,00%
Unemployment rate	33,80%	31,15%	/
CPI	2,80%	-1,90%	
Credit Raiting**			
short term debt		BB-	BB
long term debt		BB-	BB-

* forecast information

**Fitch and Standard&Poor's

While every effort has been made to ensure the accuracy and timeliness of the material contained in this document, it is neither a comprehensive review of the subject matter covered nor a substitute for specific professional advice. Auctor Brokeri a.d. Skopje provides this material for information purposes, without legal responsibility, and it does not constitute legal or other professional advice. The information contained herein is subject to change without notice. This is not a prospectus or an offer or invitation to acquire securities or assets and we accept no responsibility for loss nor any claims of profits which may arise from reliance on information contained.