



AUCTOR

AUCTION BROKERI AD SKOPJE

bul. Partizanski Odredi 43B/flat 5, 1000 Skopje, R. Macedonia; tel: +389 2 3248 980, fax: +389 2 3248 992
W: www.auctor.com.mk E: info@auctor.com.mk

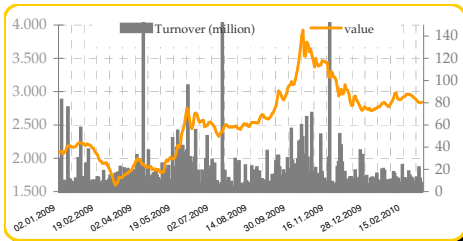
Daily MSE Report

Thursday, March 04, 2010

Market performance

- The market capitalization of the official market segment on 04.03.2010 valued EUR 643 millions and of the regular valued EUR 1.483 billion.
- The MBI-10 index and the bonds OMB index increased by +0,32% and +0,57% respectively, whereas the MBID index decreased by -0,10%.
- Daily winners: 9, losers: 8, and non-changed: 3.
- The total trades number on the MSE on 04.03.2010 was 78.

▲ MBI-10 index



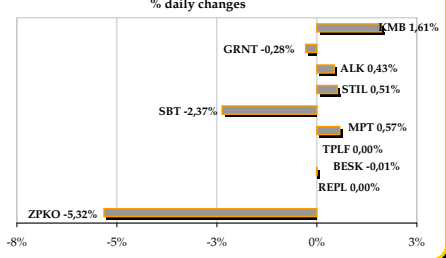
► MBI-10	
•daily change	▲ 0,32%
•5d change	▼ -1,02%
•30d change	▲ 0,26%
•12m change	▲ 59,13%
Last close value	2.842,69
Previous close value	2.833,49
Net change	9,20

MBI-10 comments:

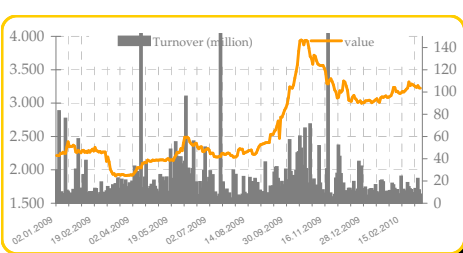
MBI-10 stocks that faced a small increase in the prices are Komercijalna Banka AD Skopje (+1,61% - MKD 3,150), Alkaloid AD Skopje (+0,43% - MKD 4,822), Makstil AD Skopje (+0,51% - MKD 246) and Makpetrol AD Skopje (+0,57% - MKD 34,999). Stocks that faced a decrease were Grant AD Skopje (-0,28% - MKD 811), Stopanska Banka AD Bitola (-2,37% - MKD 2,923), Beton AD Skopje (-0,01% - MKD 10,800) and ZK Pleagonija AD Bitola (-5,32% - MKD 2,650) that faced the highest deterioration in its stock price.

Members of Macedonian Index MBI-10

% daily changes



▲ MBID index



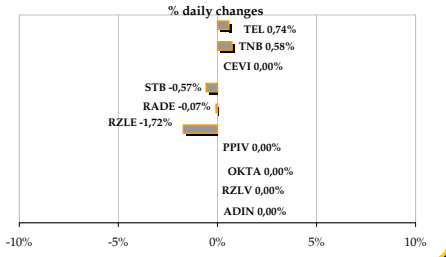
► MBID	
•daily change	▼ -0,10%
•5d change	▼ -0,68%
•30d change	▲ 4,50%
•12m change	▲ 42,19%
Last close value	3.224,25
Previous close value	3.227,60
Net change	-3,35

MBID comments:

MBID shares that decreased yesterday are ArcelorMittal (HRM) AD Skopje (-1,72% - MKD 197), Stopanska Banka AD Skopje (-0,57% - MKD 274) and Rade Koncar AD Skopje (-0,07% - MKD 1,360). Makedonski Telekom AD Skopje (+0,74% - MKD 490) and Tutunska Banka AD Skopje (+0,58% - MKD 5,038) noted a small increase in their stock values.

Members of Macedonian Index MBID

% daily changes



Daily Turnover	MKD	EUR
Official market turnover	6.449.604 MKD	€ 105.437
Regular market turnover	983.965 MKD	€ 16.086
Block transactions	0 MKD	€ 0
Mcap-official segment	39.373.633.503 MKD	€ 643.675.552
Mcap-JSC with special reporting obligations	90.747.325.856 MKD	€ 1.483.526.661

Regional Indexes

Market	Index	Value	Daily Change
NEX	Nex20	14.927,21	▲ + 0,10%
MNT	Moste	613,13	▲ + 0,12%
SASE	BiFix	1.681,48	▼ - 0,95%
	Sass-10	1.047,07	▼ - 0,18%
BLSE	Birs	924,70	▼ - 0,80%
	Firs	1.589,80	▼ - 0,79%
ZSE	Crobex	2.126,26	▲ + 0,24%
	Crobex10	1.135,65	▲ + 0,17%
BELEX	Belex15	689,23	▼ - 0,40%
	Belexline	1.342,82	○ 0,00%
LJSE	SBITOP	937,03	▼ - 0,11%
	SBI20	3.829,38	▼ - 0,35%

▲ Top 5 winners

Ticker	average price	change%	turnover	quantity	transactions
RM DEN07	87,00%	2,35%	255.495 MKD	4.767	3
KMB	3.150 MKD	1,61%	1.568.700 MKD	498	10
RM DEN05	87,00%	1,16%	1.224.415 MKD	22.845	1
TEL	490 MKD	0,74%	195.020 MKD	398	4
TNB	5.038 MKD	0,58%	413.148 MKD	82	8

▼ Top 5 losers

Ticker	average price	change%	turnover	quantity	transactions
ZPKO	2.651 MKD	-5,32%	82.181 MKD	31	1
SBT	2.923 MKD	-2,37%	540.750 MKD	185	6
RZLE	197 MKD	-1,72%	266.147 MKD	1.351	7
RM DEN02	90,00%	-0,88%	32.452 MKD	584	1
STB	274 MKD	-0,57%	96.050 MKD	3.550	3

Top 10 turnovers

Ticker	average price	change%	turnover
KMB	3.150 MKD	1,61%	1.568.700 MKD
RM DEN05	87,00%	1,16%	1.224.414 MKD
ALK	4.822 MKD	0,43%	1.056.124 MKD
GRNT	812 MKD	-0,28%	877.325 MKD
SBT	2.923 MKD	-2,37%	540.750 MKD
TPLF	4.750 MKD	0,00%	475.005 MKD
TNB	5.038 MKD	0,58%	413.148 MKD
RZLE	197 MKD	-1,72%	266.147 MKD
RM DEN07	87,00%	2,35%	255.494 MKD
TEL	490 MKD	0,74%	195.020 MKD

MSE MARKET WATCHLIST

MBI-10 Stocks

Ticker	Sector	average daily price	daily turnover	% daily change	5 day change	30 day change	12m change	52 week high	52 week low
ALK	pharmaceutical industry	4.822 MKD	1.056.000 MKD	▲ 0,43%	▼ -1,09%	▼ -1,41%	▲ 62,92%	6.700 MKD	2.445 MKD
REPL	pharmaceutical industry	47.500 MKD	0 MKD	▲ 0,00%	▼ -1,04%	▲ 2,15%	▲ 10,47%	49.533 MKD	39.999 MKD
GRNT	construction industry	812 MKD	877.000 MKD	▼ -0,28%	▼ -0,08%	▲ 4,65%	▲ 99,44%	1.095 MKD	344 MKD
BESK	construction industry	10.800 MKD	140.000 MKD	▼ -0,01%	▼ -0,91%	▼ -6,09%	▲ 30,12%	18.000 MKD	7.022 MKD
KMB	banking sector	3.150 MKD	1.569.000 MKD	▲ 1,61%	▼ -2,06%	▲ 6,74%	▼ -7,23%	3.900 MKD	1.900 MKD
SBT	banking sector	2.923 MKD	541.000 MKD	▼ -2,37%	▼ -5,10%	▼ -7,84%	▼ -8,80%	4.938 MKD	2.650 MKD
ZPKO	food industry	2.654 MKD	82.000 MKD	▼ -5,32%	▼ -11,63%	▼ -17,16%	▼ -30,91%	5.490 MKD	2.400 MKD
STIL	metal and steel industry	246 MKD	49.000 MKD	▲ 0,51%	▲ 0,15%	▲ 6,19%	▲ 90,76%	420 MKD	100 MKD
TPLF	services	4.750 MKD	475.000 MKD	▲ 0,00%	▼ -5,27%	▼ -5,00%	▲ 69,64%	6.639 MKD	2.000 MKD
MPT	trading	34.999 MKD	70.000 MKD	▲ 0,57%	▼ -2,78%	▼ -5,41%	▼ -19,07%	55.499 MKD	20.134 MKD

MSE Stocks

Ticker	Sector	average daily price	daily turnover	% daily change	5 day change	30 day change	12m change	52 week high	52 week low
OHB	banking sector	2.165 MKD	0 MKD	▲ 0,00%	▼ -1,57%	▼ -5,85%	▲ 13,97%	3.200 MKD	1.400 MKD
TNB	banking sector	5.038 MKD	413.000 MKD	▲ 0,58%	▲ 0,76%	▼ -0,73%	▲ 22,89%	5.801 MKD	3.447 MKD
STB	banking sector	274 MKD	96.000 MKD	▼ -0,57%	▼ -2,88%	▼ -1,99%	▲ 71,52%	442 MKD	130 MKD
PPIV	beverage industry	10.400 MKD	0 MKD	▲ 0,00%	▼ -1,89%	▼ -1,42%	▲ 36,84%	15.000 MKD	5.000 MKD
ZTVR	food industry	2.350 MKD	0 MKD	▲ 0,00%	▲ 0,00%	▲ 2,17%	▲ 17,50%	3.300 MKD	1.700 MKD
RZLE	metal and steel industry	197 MKD	266.000 MKD	▼ -1,72%	▼ -8,51%	▲ 3,35%	▲ 95,44%	339 MKD	54 MKD
RZLV	metal and steel industry	208 MKD	0 MKD	▲ 0,00%	▲ 1,16%	▲ 7,72%	▲ 245,95%	335 MKD	60 MKD
RZUS	services	390 MKD	0 MKD	▲ 0,00%	▲ 8,88%	▲ 3,30%	▲ 160,00%	639 MKD	100 MKD
MKSD	services	316 MKD	0 MKD	▲ 0,00%	▲ 0,00%	▼ -11,14%	▼ -29,78%	612 MKD	170 MKD
TEL	services	490 MKD	195.000 MKD	▲ 0,74%	▼ -0,82%	▲ 8,50%	▲ 35,99%	473 MKD	300 MKD
MTUR	services	3.020 MKD	0 MKD	▲ 0,00%	▲ 0,67%	▲ 0,67%	▲ 11,17%	3.942 MKD	2.700 MKD
SPAZ	trading	10.900 MKD	0 MKD	▼ -9,17%	▼ -9,17%	▲ 3,81%	▲ 23,86%	14.427 MKD	7.900 MKD
TETE	industry	761 MKD	0 MKD	▲ 0,00%	▲ 0,00%	▲ 5,62%	▲ 25,91%	1.263 MKD	450 MKD
CEVI	industry	1.072 MKD	0 MKD	▲ 0,00%	▼ -0,73%	▼ -5,83%	▲ 17,49%	2.749 MKD	700 MKD

Headlines

> EMO AD Ohrid (ticker-EMO) announced the non-audited consolidated financial statements for the year 2009, with registered net loss of 5.5 million EUR.

> European Bank for Reconstruction and Development predicts that the Balkans will spring out of the economic crisis. The EBRD is one of the international institutions which expect rapid recovery of economies in Macedonia and Serbia. The Macedonian Government expects 2010 to be the year of economic recovery. The projections are that the economy will grow by 2%.

> RZ Uslugi (ticker-RZUS) announced non-audited profit&loss account for the year 2009. The company has registered a net loss in amount of 188,8 thousands EUR.

> Macedonia's unemployment rate stood at 32.4 percent in the fourth quarter of 2009, the country's State Statistical Office said on Wednesday. The number of jobless people stood at 298,814 in the fourth quarter of 2009, down 2.4 percent from a year earlier. Official figures show a 2.3 percent rise in employment rate in the fourth quarter of 2009 compared with the same period in 2008. In the Q4, the number of working-age population was 921,534, among them 622,720 were employed (67.6%), and 298,814 (32.4%) were jobless. Working age rate stood at 56.1 percent in the Q4, with 37.9 percent employment rate, according to official statistical data.

Central Bank Information

Rates	overnight	1w	1m	3m
SKIBOR	6,14%	7,71%	8,55%	9,38%
MKDONIA	5,44%			

Centr.Bank Bills	/	/	7,50%	/
Lombard Credit	10,50%			

Exchange Rates	buying r	middel r	selling r
EUR	60,8842	61,1902	61,4962
CHF	40,3768	40,5797	40,7826
GBP	66,1968	67,2531	67,5893
USD	40,3902	40,5932	40,7962

Macroeconomics data	2008	2009	2010*
GDP grow (real)	4,90%	-0,50%	2,20%
Inflation	8,30%	-0,80%	1,00%
Unemployment rate	33,80%	31,15%	/
CPI	2,80%	-1,90%	
Credit Rating**			
short term debt	BB-	BB	
long term debt	BB-	BB-	

* forecast information

**Fitch and Standard&Poor's

While every effort has been made to ensure the accuracy and timeliness of the material contained in this document, it is neither a comprehensive review of the subject matter covered nor a substitute for specific professional advice. Auctor Brokeri a.d. Skopje provides this material for information purposes, without legal responsibility, and it does not constitute legal or other professional advice. The information contained herein is subject to change without notice. This is not a prospectus or an offer or invitation to acquire securities or assets and we accept no responsibility for loss nor any claims of profits which may arise from reliance on information contained.