



## AUCTOR&HITA Daily MSE Report

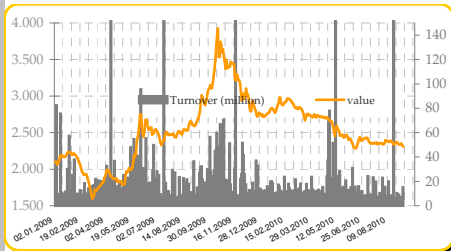
Wednesday 01.09.2010



### Market performance

- The total MSE market turnover on 01.09.2010 was MKD 15.061.234 (or EUR 244.461).
- The Macedonian Stock Exchange indexes MBI-10, MBID and OMB decreased by -0,60%, -1,27% and -0,07%.
- Daily winners: 5 losers: 13 and non-changed: 6
- The total number of traded shares was 203.094 shares realized in 100 transactions

### ▲ MBI-10 index

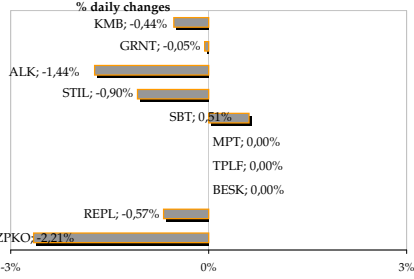


► MBI-10	
•daily change	▼ -0,60%
•5d change	▼ -1,27%
•30d change	▼ -1,42%
•12m change	▼ -22,19%
Last close value	2.307,63
Previous close value	2.321,59
Net change	-13,96

Daily Turnover	MKD	EUR
Official market turnover	13.674.302 MKD	€ 222.346
Regular market turnover	1.386.932 MKD	€ 22.552
Block transactions	0 MKD	€ 0
Mcap-official segment	31.484.793.794 MKD	€ 511.947.867
Mcap-JSC with special reporting obligations	84.835.855.721 MKD	€ 1.379.444.808

Regional Indexes				
Market	Index	Value		Daily Change
NEX	Nex20	13.838,49	▲	0,97%
MNT	Moste	491,57	▲	0,87%
SASE	Sasx-10	896,97	▲	0,55%
	Sasx-30	948,79	▲	0,14%
BLSE	Birs	811,15	▲	0,01%
	Firs	1.387,86	▼	-1,93%
ZSE	Crobex	1.864,30	▲	0,88%
	Crobex 10	981,94	▲	0,27%
BELEX	Belex15	623,70	▲	0,10%
	Belexline	1.222,66	▼	-0,20%
LJSE	SBITOP	820,22	▲	0,22%
	LJSEX	3.274,66	▲	0,11%

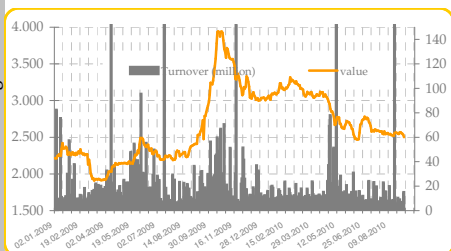
### Members of Macedonian Index MBI-10



### MBI-10 comments:

From 01.09.2010 trading with shares quoted on the MBI-10 index that faced an increase in the share prices was only: Stopanska Banka AD Bitola (+0,51% - MKD 2.693). From 01.09.2010 trading with shares quoted on the MBI-10 index that faced a decrease in the share prices were: Komercijalna Banka AD Skopje (-0,44% - MKD 3.252), Granit AD Skopje (-0,05% - MKD 580), Alkaloid AD Skopje (-1,44% - MKD 3.704), Makstil AD Skopje (-0,90% - MKD 169), Replek AD Skopje (-0,57% - MKD 36.500), ZK Pelagonija AD Bitola (-2,21% - MKD 2.200).

### ▲ MBID index



► MBID	
•daily change	▼ -1,27%
•5d change	▼ -2,68%
•30d change	▼ -3,25%
•12m change	▲ 4,63%
Last close value	2.500,98
Previous close value	2.533,11
Net change	-32,13

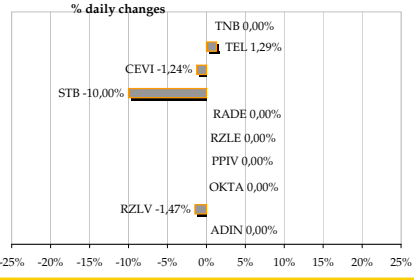
### ▲ Top 5 winners

Ticker	average price	change%	turnover	quantity	transactions
OHB	1.950,00 MKD	1,66%	46.800 MKD	24	2
TEL	398,36 MKD	1,29%	537.780 MKD	1.350	5
USJE	15.102,00 MKD	0,67%	151.020 MKD	10	1
RMIDEN08	80,98%	0,51%	101.374 MKD	2.032	4
SBT	2.693,12 MKD	0,51%	153.508 MKD	57	2

### ▼ Top 5 losers

Ticker	average price	change%	turnover	quantity	transactions
STB	216,00 MKD	-10,00%	81.432 MKD	377	1
ZILU	165,00 MKD	-2,94%	49.500 MKD	300	2
ZPKO	2.200,36 MKD	-2,21%	123.220 MKD	56	5
RZLV	134,00 MKD	-1,47%	20.100 MKD	150	1
ALK	3.703,89 MKD	-1,44%	1.170.430 MKD	316	11

### Members of Macedonian Index MBID



### MBID comments:

From 01.09.2010 trading with shares quoted on the MBID index that faced an increase in the share prices was only: Makedonski Telekom AD Skopje (+1,29% - MKD 398). From 01.09.2010 trading with shares quoted on the MBID index that faced a decrease in the share prices were: FZC 11 Oktomvri AD Kumanovo (-1,24% - MKD 700), Stopanska Banka AD Skopje (-10% - MKD 216), Arcelormital (CRM) AD Skopje (-1,47% - MKD 134).

### Top 10 turnovers

Ticker	first open price	last close price	turnover
RMIDEN09	81,50%	81,00%	9.710.846 MKD
ALK	3.750,00 MKD	3.701,00 MKD	1.170.430 MKD
MPT	26.000,00 MKD	26.000,00 MKD	728.000 MKD
TTK	600,00 MKD	600,00 MKD	565.800 MKD
KMB	3.253,00 MKD	3.250,00 MKD	559.394 MKD
TEL	397,00 MKD	399,00 MKD	537.780 MKD
PROD	1.600,00 MKD	1.600,00 MKD	320.000 MKD
GRNT	580,00 MKD	581,00 MKD	278.430 MKD
SBT	2.651,00 MKD	2.700,00 MKD	153.508 MKD
USJE	15.102,00 MKD	15.102,00 MKD	151.020 MKD

# MSE MARKET WATCHLIST

81

## MBI-10 Stocks

Ticker	Sector	average daily price	daily turnover	% daily change	5 day change	30 day change	12m change	52 week high	52 week low
ALK	pharmaceutical industry	3.704 MKD	1.170.430 MKD	▼ -1,44%	▼ -4,08%	▼ -6,23%	▼ -21,72%	6.700 MKD	3.636 MKD
REPL	pharmaceutical industry	36.500 MKD	146.000 MKD	▼ -0,57%	∅ 0,00%	▼ -2,67%	▼ -23,16%	48.000 MKD	35.500 MKD
GRNT	construction industry	580 MKD	278.430 MKD	▼ -0,05%	▼ -2,06%	▼ -6,44%	▼ -10,47%	1.095 MKD	600 MKD
BESK	construction industry	7.400 MKD	0 MKD	∅ 0,00%	▼ -1,99%	▼ -1,33%	▼ -22,12%	18.000 MKD	7.310 MKD
KMB	banking sector	3.252 MKD	559.394 MKD	▼ -0,44%	▼ -2,01%	▲ 4,93%	▲ 66,19%	3.900 MKD	2.350 MKD
SBT	banking sector	2.693 MKD	153.508 MKD	▲ 0,51%	▲ 1,63%	▲ 5,61%	▼ -7,70%	4.938 MKD	2.500 MKD
ZPKO	food industry	2.200 MKD	123.220 MKD	▼ -2,21%	▼ -1,06%	▼ -2,21%	▼ -24,11%	5.490 MKD	2.100 MKD
STIL	metal and steel industry	169 MKD	16.900 MKD	▼ -0,90%	▼ -2,63%	▼ -6,39%	∅ 0,00%	420 MKD	150 MKD
TPLF	services	3.550 MKD	7.100 MKD	∅ 0,00%	▲ 1,11%	▼ -4,81%	▼ -13,84%	6.639 MKD	3.490 MKD
MPT	trading	26.000 MKD	728.000 MKD	∅ 0,00%	▼ -0,22%	▼ -3,70%	▼ -8,13%	55.499 MKD	25.000 MKD

## MSE Stocks

Ticker	Sector	average daily price	daily turnover	% daily change	5 day change	30 day change	12m change	52 week high	52 week low
OHB	banking sector	1.950 MKD	46.800 MKD	▲ 1,66%	▲ 1,66%	▲ 0,52%	∅ 0,00%	3.200 MKD	1.800 MKD
TNB	banking sector	3.700 MKD	0 MKD	∅ 0,00%	▼ -0,14%	▼ -2,63%	▼ -13,95%	5.801 MKD	3.699 MKD
STB	banking sector	216 MKD	81.432 MKD	▼ -10,00%	▼ -1,37%	▲ 11,34%	▼ -4,71%	442 MKD	185 MKD
PIIV	beverage industry	9.500 MKD	0 MKD	∅ 0,00%	▼ -5,00%	▼ -5,01%	▲ 18,75%	15.000 MKD	7.300 MKD
ZTVR	food industry	1.700 MKD	0 MKD	∅ 0,00%	∅ 0,00%	▼ -2,86%	▼ -26,09%	3.300 MKD	1.750 MKD
RZLE	metal and steel industry	131 MKD	0 MKD	∅ 0,00%	∅ 0,00%	▼ -9,03%	▲ 12,22%	339 MKD	105 MKD
RZLV	metal and steel industry	134 MKD	20.100 MKD	▼ -1,47%	▲ 0,75%	▼ -2,19%	▲ 3,08%	335 MKD	101 MKD
RZUS	services	250 MKD	0 MKD	∅ 0,00%	▲ 0,02%	∅ 0,00%	▼ -2,35%	639 MKD	213 MKD
MKSD	services	281 MKD	0 MKD	∅ 0,00%	∅ 0,00%	∅ 0,00%	▼ -19,71%	612 MKD	280 MKD
TEL	services	398 MKD	537.780 MKD	▲ 1,29%	▼ -0,37%	▼ -3,33%	▲ 1,83%	530 MKD	375 MKD
MTUR	services	2.402 MKD	0 MKD	∅ 0,00%	▲ 0,08%	▼ -1,15%	▼ -14,21%	3.942 MKD	2.351 MKD
SPAZ	trading	7.501 MKD	0 MKD	∅ 0,00%	▲ 7,13%	▲ 7,08%	▼ -24,99%	14.427 MKD	7.000 MKD
TETE	industry	580 MKD	0 MKD	∅ 0,00%	∅ 0,00%	∅ 0,00%	▲ 16,00%	1.263 MKD	450 MKD
CEVI	industry	700 MKD	56.000 MKD	▼ -1,24%	▼ -6,67%	▼ -6,67%	▼ -36,83%	2.200 MKD	643 MKD

## Headlines

>Ferspeld AD Skopje (ticker: FERS) published Information for Decision reached on the session on Supervisory Board for appointing new members of the Management Board of the company.

## Central Bank Information

Rates	overnight	1w	1m	3m
SKIBOR	3,08%	4,20%	5,05%	6,08%
MKDONIA	2,70%			
Centr.Bank Bills	/	/	4,50%	/
Lombard Credit	6,00%			

Exchange Rates	buying r	middel r	selling r
EUR	61,3002	61,6082	61,9162
CHF	47,3909	47,6291	47,8672
GBP	74,3212	74,6947	75,0682
USD	48,3440	48,5869	48,8298

Macroeconomics data	2008	2009	2010*
GDP grow (real)	4,90%	-0,50%	2,20%
Inflation	8,30%	-0,80%	1,00%
Unemployment rate	33,80%	31,15%	/
CPI	2,80%	-1,90%	
Credit Raiting**			
short term debt	BB-	BB	
long term debt	BB-	BB-	

\* forecast information

\*\*Fitch and Standard&Poor's

While every effort has been made to ensure the accuracy and timeliness of the material contained in this document, it is neither a comprehensive review of the subject matter covered nor a substitute for specific professional advice. AUCTOR&HITA BROKERI AD Skopje provides this material for information purposes, without legal responsibility, and it does not constitute legal or other professional advice. The information contained herein is subject to change without notice. This is not a prospectus or an offer or invitation to acquire securities or assets and we accept no responsibility for loss nor any claims of profits which may arise from reliance on information contained.