



AUCTOR

AUCTION BROKERI AD SKOPJE

bul. Partizanski Odredi 43B/flat 5, 1000 Skopje, R. Macedonia; tel: +389 2 3248 980, fax: +389 2 3248 992
W: www.auctor.com.mk E: info@auctor.com.mk

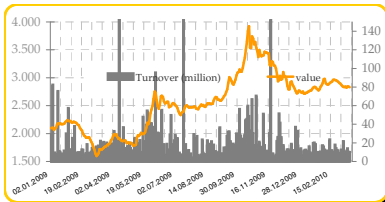
Daily MSE Report

Thursday, March 10, 2010

Market performance

- The total MSE market turnover on 10.03.2010 was MKD 9.972.123 or EUR 163.023 whereas the market capitalization of the official market segment valued EUR 640,1 millions and of the regular valued EUR 1,508 billion.
- Macedonian stock exchange indexes MBI-10 and OMB decreased by -0,39%, -0,64% and MBID index faced an increase of +0,26%.
- Daily winners: 11, losers: 10, and non-changed: 10.
- The total trades number on the MSE on 10.03.2010 was 155.

▲ MBI-10 index

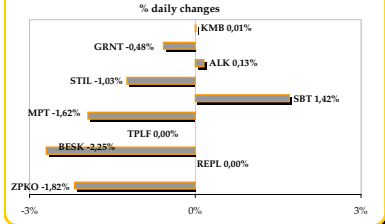


► MBI-10	
•daily change	▼ -0,39%
•5d change	▼ -0,43%
•30d change	▲ 2,10%
•12m change	▲ 50,66%
Last close value	2.830,41
Previous close value	2.841,50
Net change	-11,09

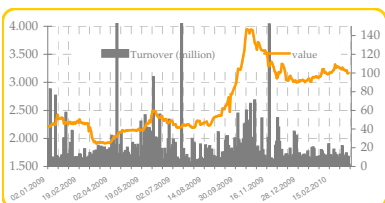
MBI-10 comments:

MBI-10 stocks that faced an increase were: Komercijalna Banka AD Skopje (+0,01% - MKD 3.197,62), Alkalioti AD Skopje (+0,13% - MKD 4.827,19) and Stopanska Banka AD Bitola (+1,42% - MKD 2.944,64). The MBI-10 stocks that faced a decrease were the following: Makpetrol AD Skopje (-1,62% - MKD 33.449,39), Granit AD Skopje (-0,48% - MKD 801,11), Makstil AD Skopje (-1,03% - MKD 243,26), Beton AD Skopje (-2,25% - MKD 10.400,00) and ZK Pelagonija AD Bitola (-1,82% - MKD 2.700,00).

Members of Macedonian Index MBI-10



▲ MBID index

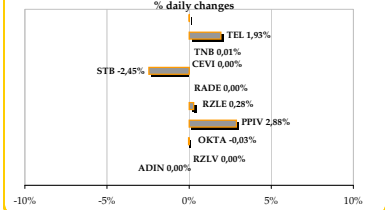


► MBID	
•daily change	▲ 0,26%
•5d change	▼ -1,74%
•30d change	▲ 2,64%
•12m change	▲ 49,36%
Last close value	3.168,01
Previous close value	3.159,73
Net change	8,28

MBID comments:

MBID shares that increased on 10.03.2010 are: Makedonski Telekom AD Skopje (+1,93% - MKD 599,33), Tutunska Banka AD Skopje (+0,01% - MKD 5.100,30), Pilepska Pivarnica AD Skopje (+2,88% - MKD 10.700,00) and ArcelorMittal (HRM) AD Skopje (+0,28% - MKD 195,00). MBID shares that decreased in price are: Stopanska Banka AD Skopje (-2,45% - MKD 261,62) and OKTA AD Skopje (-0,03% - MKD 3.150,00).

Members of Macedonian Index MBID



Daily Turnover	MKD	EUR
Official market turnover	9.972.123 MKD	€ 163.023
Regular market turnover	7.976.145 MKD	€ 130.393
Block transactions	0 MKD	€ 0
Mcap-official segment	39.155.171.549 MKD	€ 640.104.161
Mcap-JSC with special reporting obligations	92.267.208.783 MKD	€ 1.508.373.529

Regional Indexes

Market	Index	Value	Daily Change
NEX	Nex20	15.069,43	▼ -0,16%
MNT	Moste	622,44	▲ +0,27%
SASE	BiFix	1.671,26	▼ -0,13%
	Sasx-10	1.018,68	▼ -0,99%
BLSE	Birs	924,78	▼ -0,02%
	Firs	1.580,30	▼ -0,35%
ZSE	Crobex	2.142,59	▲ +0,78%
	Crobex10	1.146,94	▲ +0,72%
BELEX	Belex15	683,90	▲ +0,73%
	Belexline	1.330,57	▲ +0,44%
LJSE	SBITOP	916,45	▼ -0,84%
	SBI20	3.752,01	▼ -0,74%

▲ Top 5 winners

Ticker	average price	change%	turnover	quantity	transactions
TETE	650,00 MKD	19,97%	51.350,00 MKD	79	2
PPIV	10.700,00 MKD	2,88%	3.563.100,00 MKD	333	2
MTUR	3.106,60 MKD	2,51%	1.770.510,00 MKD	570	6
TEL	509,33 MKD	1,92%	2.701.980,00 MKD	5.305	27
STBP	425,32 MKD	1,57%	79.960,00 MKD	188	2

▼ Top 5 losers

Ticker	average price	change%	turnover	quantity	transactions
STB	261,62 MKD	-2,45%	478.760 MKD	580	6
RMDEN08	85,00%	-2,30%	302.837 MKD	14	3
BESK	10.400,00 MKD	-2,25%	187.200 MKD	850	3
ZPKO	2.700,00 MKD	-1,80%	118.800 MKD	531	3
MPT	33.449,39 MKD	-1,62%	602.089 MKD	10	10

Top 10 turnovers

Ticker	average price	change%	turnover
PPIV	10.700,00 MKD	2,88%	3.563.000 MKD
TEL	509,33 MKD	1,92%	2.702.000 MKD
ALK	4.827,19 MKD	0,13%	2.008.000 MKD
MTUR	3.106,16 MKD	2,51%	1.771.000 MKD
RMDEN06	87,00%	1,16%	1.644.000 MKD
KMB	3.197,62 MKD	-0,01%	1.553.000 MKD
TPLF	4.799,89 MKD	0,00%	672.000 MKD
MPT	33.449,39 MKD	-1,62%	602.000 MKD
TNB	5.100,30 MKD	0,01%	541.000 MKD
GRNT	801,11 MKD	-0,48%	526.000 MKD

MSE MARKET WATCHLIST

MBI-10 Stocks

Ticker	Sector	average daily price	daily turnover	% daily change	5 day change	30 day change	12m change	52 week high	52 week low
ALK	pharmaceutical industry	4.827 MKD	2.008.111 MKD	▲ 0,13%	▲ 0,03%	▼ -2,23%	▲ 61,08%	6.700 MKD	2.445 MKD
REPL	pharmaceutical industry	47.500 MKD	0 MKD	∅ 0,00%	▼ -1,04%	▲ 1,88%	▲ 10,47%	49.533 MKD	39.999 MKD
GRNT	construction industry	801 MKD	525.528 MKD	▼ -0,48%	▼ -3,00%	▲ 1,78%	▲ 110,88%	1.095 MKD	344 MKD
BESK	construction industry	10.400 MKD	187.200 MKD	▼ -2,25%	▼ -3,70%	▼ -7,15%	▲ 30,00%	18.000 MKD	7.022 MKD
KMB	banking sector	3.198 MKD	1.352.593 MKD	▼ -0,01%	▲ 4,22%	▲ 4,00%	▼ -6,37%	3.900 MKD	1.900 MKD
SBT	banking sector	2.945 MKD	97.173 MKD	▲ 1,42%	▲ 3,51%	▼ -5,05%	▼ -3,04%	4.938 MKD	2.650 MKD
ZPKO	food industry	2.700 MKD	118.800 MKD	▼ -1,82%	▼ -6,90%	▼ -12,90%	▼ -12,71%	5.490 MKD	2.400 MKD
STIL	metal and steel industry	243,26 MKD	230.610 MKD	▼ -1,03%	▼ -1,21%	▼ -2,70%	▲ 102,72%	420 MKD	100 MKD
TPLF	services	4.800 MKD	671.985 MKD	∅ 0,00%	▼ -2,04%	▼ -5,43%	▲ 84,35%	6.639 MKD	2.000 MKD
MPT	trading	33.449 MKD	602.089 MKD	▼ -1,62%	▼ -4,43%	▼ -10,80%	▼ -24,32%	55.499 MKD	20.134 MKD

MSE Stocks

Ticker	Sector	average daily price	daily turnover	% daily change	5 day change	30 day change	12m change	52 week high	52 week low
OHB	banking sector	2.050 MKD	0 MKD	∅ 0,00%	▼ -10,48%	▼ -10,87%	▲ 7,89%	3.200 MKD	1.400 MKD
TNB	banking sector	5.100 MKD	540.632 MKD	▲ 0,01%	▲ 1,23%	▲ 4,09%	▲ 27,51%	5.801 MKD	3.447 MKD
STB	banking sector	261,62	478.765 MKD	▼ -2,45%	▼ -6,25%	▼ -5,21%	▲ 58,56%	442 MKD	130 MKD
PPIV	beverage industry	10.700 MKD	3.563.100 MKD	▲ 2,88%	▲ 2,88%	▲ 1,68%	▲ 94,55%	15.000 MKD	5.000 MKD
ZTVR	food industry	2.350 MKD	37.600 MKD	∅ 0,00%	∅ 0,00%	▲ 4,44%	▲ 17,50%	3.300 MKD	1.700 MKD
RZLE	metal and steel industry	195 MKD	326.625 MKD	▲ 0,28%	▼ -1,02%	∅ 0,00%	▲ 119,10%	339 MKD	54 MKD
RZLV	metal and steel industry	201 MKD	9.648 MKD	∅ 0,00%	▼ -3,17%	▲ 8,65%	▲ 209,27%	335 MKD	60 MKD
RZUS	services	378,18 MKD	0 MKD	∅ 0,00%	▼ -3,03%	▼ -5,46%	▲ 152,12%	639 MKD	100 MKD
MKSD	services	316 MKD	0 MKD	∅ 0,00%	∅ 0,00%	▼ -9,71%	▲ 5,33%	612 MKD	170 MKD
TEL	services	509 MKD	2.701.996 MKD	▲ 1,93%	▲ 4,41%	▲ 10,72%	▲ 34,10%	473 MKD	300 MKD
MTUR	services	3.106 MKD	0 MKD	▲ 2,51%	▲ 2,85%	▼ -1,39%	▼ -8,64%	3.942 MKD	2.700 MKD
SPAZ	trading	11.000 MKD	0 MKD	∅ 0,00%	▲ 0,92%	▲ 4,76%	▲ 32,53%	14.427 MKD	7.900 MKD
TETE	industry	650 MKD	51.350 MKD	▲ 17,97%	▼ -14,53%	▼ -13,33%	▼ 27,20%	1.263 MKD	450 MKD
CEVI	industry	1.098,47 MKD	0 MKD	∅ 0,00%	▲ 2,45%	▼ -1,12%	▲ 12,42%	2.749 MKD	700 MKD

Headlines

> Replek AD Skopje (ticker: PEPL) announces that the Annual Shareholders meeting will be held on 01.04.2010. The managing board of the company made a decision that the dividend for 2009 will amount in gross value to 9,87% from the nominal value of the share.

> Industrial prices in february are 0.6% higher compared to the same month last year. This increase is due to the higher prices of energy groups by 24.0% and capital products by 0.1 %. According to the statement of the State Statistical Office, the price index of industrial products in February 2010, compared to February 2009 was 107.4. The index of prices in the sector Mining ores and stone during the same month is lower by 0.8 percent, in manufacturing industry the index price is higher by 6.7% and in the sector supply of electricity, gas, steam and hot water is higher by 11.2%.

> The cell telephony is in progress in Macedonia, the number of pre-paid users of fixed telephony is decreasing and the number of cell phone users is increasing and expected to reach the number of 2.300.000 cell-phone users.

Central Bank Information

Rates	overnight	1w	1m	3m
SKIBOR	5,19%	7,09%	7,71%	8,47%
MKDONIA	4,20%			

Centr.Bank Bills	/	/	7,50%	/
Lombard Credit	9,00%			

Exchange Rates	buying r	middel r	selling r
EUR	61,3318	61,6400	61,9482
CHF	41,9334	42,1441	42,3548
GBP	67,6653	68,0053	68,3453
USD	45,2399	45,4673	45,6946

Macroeconomics data	2008	2009	2010*
GDP grow (real)	4,90%	-0,50%	2,20%
Inflation	8,30%	-0,80%	1,00%
Unemployment rate	33,80%	31,15%	/
CPI	2,80%	-1,90%	
Credit Raiting**			
short term debt	BB-	BB	
long term debt	BB-	BB-	

* forecast information

**Fitch and Standard&Poor's

While every effort has been made to ensure the accuracy and timeliness of the material contained in this document, it is neither a comprehensive review of the subject matter covered nor a substitute for specific professional advice. Auctor Brokeri a.d. Skopje provides this material for information purposes, without legal responsibility, and it does not constitute legal or other professional advice. The information contained herein is subject to change without notice. This is not a prospectus or an offer or invitation to acquire securities or assets and we accept no responsibility for loss nor any claims of profits which may arise from reliance on information contained.