

AUCTOR & HITA Daily MSE Report

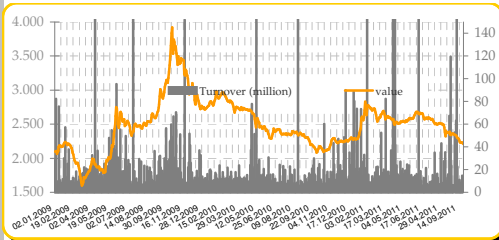
Monday 03.10.2011



Market performance

- The total MSE market turnover on 03.10.2011 was MKD 26.530.388 (or EUR 382.546).
- The Macedonian Stock Exchange index MBI-10 and MBID registered a decreased by -0,45% and -1,23%, while index OMB remain unchanged.
- Daily winners : 1, losers: 13, no price changes: 6.
- The total number of traded shares was 6.424 shares realized in 69 transactions.

▼ MBI-10 index



► MBI-10	
•daily change	▼ -0,45%
•5d change	▼ -0,50%
•30d change	▼ -9,81%
•12m change	▲ 1,34%
Last close value	2.154,20
Previous close value	2.171,83
Net change	-17,63

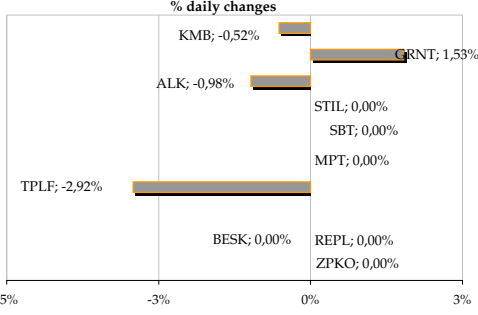
Daily Turnover	MKD	EUR
Official market turnover	3.112.505 MKD	€ 50.610
Regular market turnover	1.199.001 MKD	€ 19.496
Block transactions	13.480.000 MKD	€ 219.187
Mcap-official segment	29.732.323.562 MKD	€ 483.452.416
Mcap-JSC with special reporting obligations	93.027.336.968 MKD	€ 1.512.639.625

MBI-10 comments:

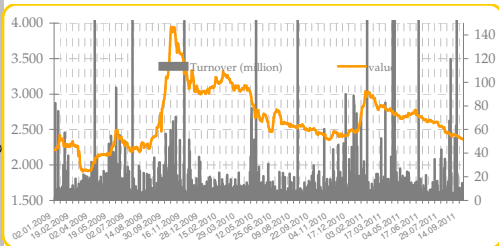
From 03.10.2011 trading with shares quoted on the MBI-10 index an increased is registered only on the share prices of: Granit AD Skopje (+1,53% - MKD 530). From 03.10.2011 trading with shares quoted on the MBI-10 index a decreased is registered on the share prices of: Komercijalna Banka AD Skopje (-0,52% - MKD 2.897), Alkaloid AD Skopje (-0,98% - MKD 3.922) and Toplifkacija AD Skopje (-2,92% - MKD 3.097). Other shares remain unchanged.

Regional Indexes				
Market	Index	Value	Daily Change	
MONTE	MONEX20	11.246,55	▼	-1,75%
SASE	Sasx-10	929,11	▼	-0,28%
	Sasx-30	1.020,33	▲	0,07%
BLSE	Birs	927,47	▼	-0,93%
	Firs	1.942,08	▲	0,40%
ZSE	Crobex	1.854,41	▲	0,02%
	Crobex10	1.024,93	▲	0,28%
BELEX	Belex15	538,80	▼	-2,51%
	Belexline	1.062,43	▼	-1,83%
LJSE	SBITOP	609,71	▼	-1,45%

Members of Macedonian Index MBI-10



▼ MBID index

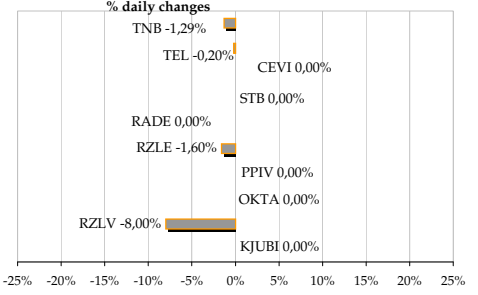


► MBID	
•daily change	▼ -1,23%
•5d change	▼ -2,36%
•30d change	▼ -6,39%
•12m change	▼ -6,89%
Last close value	2.277,08
Previous close value	2.305,50
Net change	-28,42

▲ Top 5 winners					
Ticker	average price	change%	turnover	quantity	transactions
BARC1	1.564 MKD	144,38%	4.128.960 MKD	2.640	1
MAKP1	1573,00%	72,67%	2.809.378 MKD	1.786	1
GRNT	530 MKD	1,53%	53.000 MKD	100	2

▼ Top 5 losers					
Ticker	average price	change%	turnover	quantity	transactions
ADIN	301 MKD	-14,00%	30.100 MKD	100	1
RZLV	92 MKD	-8,00%	118.926 MKD	1.293	5
STBP	330 MKD	-5,71%	14.520 MKD	44	1
TPLF	3.058 MKD	-2,92%	198.760 MKD	65	3
RZLE	92 MKD	-1,63%	27.600 MKD	300	1

Members of Macedonian Index MBID



MBID comments:

From 03.10.2011 trading with shares quoted on the MBID index there was not any company that registered an increased on the share prices. From 03.10.2011 trading with shares quoted on the MBID index a decreased is registered on the share prices of: Tutunska Banka AD Skopje (-1,29% - MKD 3.050), Makedonski Telekom AD Skopje (-0,20% - MKD 505), Arcelormittal Skopje (HRM) Skopje (-1,60% - MKD 92) and Arcelormittal Skopje (CRM) Skopje (-8,00% - MKD 92). Other shares remain unchanged.

Top 10 turnovers			
Ticker	first open price	last close price	turnover
KMB	2.900 MKD	2.860 MKD	1.607.725 MKD
ALK	3.950 MKD	3.902 MKD	1.047.240 MKD
TPLF	3.056 MKD	3.060 MKD	198.760 MKD
TETE	420 MKD	420 MKD	117.600 MKD
RZUS	207 MKD	206 MKD	82.600 MKD
GRNT	530 MKD	530 MKD	53.000 MKD

MBI-10 Stocks

Ticker	Sector	average daily price	daily turnover	% daily change	5 day change	30 day change	12m change	52 week high	52 week low
ALK	pharmaceutical industry	3.922 MKD	1.047.240 MKD	▼ -0,98%	▼ -2,71%	▼ -5,53%	▲ 12,82%	4.600 MKD	3.299 MKD
REPL	pharmaceutical industry	39.000 MKD	0 MKD	∅ 0,00%	∅ 0,00%	▼ -1,27%	▲ 6,84%	43.260 MKD	36.000 MKD
GRNT	construction industry	530 MKD	53.000 MKD	▲ 1,53%	▲ 1,85%	▼ -7,11%	▲ 5,45%	698 MKD	456 MKD
BESK	construction industry	6.600 MKD	0 MKD	∅ 0,00%	▼ -2,95%	▼ -8,33%	▼ -5,71%	8.580 MKD	6.300 MKD
KMB	banking sector	2.897 MKD	1.607.725 MKD	▼ -0,52%	▼ -3,02%	▼ -12,22%	▼ -3,44%	3.999 MKD	2.920 MKD
SBT	banking sector	1.900 MKD	0 MKD	∅ 0,00%	▼ -6,83%	▼ -17,39%	▼ -26,16%	3.850 MKD	2.351 MKD
ZPKO	food industry	2.351 MKD	0 MKD	∅ 0,00%	▼ -1,63%	▲ 2,19%	▼ -5,95%	2.529 MKD	1.900 MKD
STIL	metal and steel industry	155 MKD	0 MKD	∅ 0,00%	▼ -0,64%	▼ -10,39%	▼ -5,36%	250 MKD	150 MKD
TPLF	services	3.058 MKD	198.760 MKD	▼ -2,92%	▼ -1,49%	▼ -12,63%	▼ -10,06%	4.141 MKD	3.050 MKD
MPT	trading	22.000 MKD	0 MKD	∅ 0,00%	∅ 0,00%	▼ -1,39%	▼ -18,52%	35.001 MKD	21.000 MKD

MSE Stocks

Ticker	Sector	average daily price	daily turnover	% daily change	5 day change	30 day change	12m change	52 week high	52 week low
OHB	banking sector	1.379 MKD	0 MKD	∅ 0,00%	∅ 0,00%	▼ -1,50%	▼ -27,42%	1.950 MKD	1.411 MKD
TNB	banking sector	3.050 MKD	91.500 MKD	▼ -1,29%	▲ 0,66%	▼ -9,69%	∅ 0,00%	4.300 MKD	3.300 MKD
STB	banking sector	180 MKD	11.880 MKD	∅ 0,00%	▼ -5,26%	▼ -5,26%	▼ -10,45%	264 MKD	187 MKD
PPIV	beverage industry	9.200 MKD	0 MKD	∅ 0,00%	▼ -0,16%	▼ -3,15%	▲ 2,23%	11.200 MKD	9.000 MKD
ZTVR	food industry	1.781 MKD	0 MKD	∅ 0,00%	∅ 0,00%	∅ 0,00%	▲ 4,76%	1.781 MKD	1.700 MKD
RZLE	metal and steel industry	92 MKD	0 MKD	▼ -1,60%	▼ -8,00%	▼ -8,00%	▼ -29,23%	170 MKD	108 MKD
RZLV	metal and steel industry	92 MKD	118.956 MKD	▼ -8,00%	▼ -9,80%	▼ -19,30%	▼ -26,40%	155 MKD	108 MKD
RZUS	services	207 MKD	79.488 MKD	▲ 0,49%	▲ 0,98%	∅ 0,00%	▼ -10,00%	341 MKD	213 MKD
MKSD	services	171 MKD	0 MKD	∅ 0,00%	∅ 0,00%	▼ -14,50%	▼ -39,79%	320 MKD	186 MKD
TEL	services	505 MKD	674.680 MKD	▼ -0,20%	▼ -0,01%	▼ -0,98%	▲ 26,25%	568 MKD	390 MKD
MTUR	services	2.600 MKD	0 MKD	∅ 0,00%	▲ 1,88%	▲ 2,77%	▲ 8,33%	3.051 MKD	2.380 MKD
SPAZ	trading	5.800 MKD	0 MKD	∅ 0,00%	∅ 0,00%	▼ -3,33%	▼ -20,55%	8.000 MKD	5.999 MKD
TETE	industry	420 MKD	117.600 MKD	▼ -1,18%	▼ -1,18%	▼ -21,50%	▼ -25,40%	720 MKD	402 MKD
CEVI	industry	603 MKD	0 MKD	∅ 0,00%	∅ 0,00%	▼ -5,78%	▼ -11,19%	900 MKD	649 MKD

Headlines

>Ohridska Banka AD Ohrid (ticker: OHB), signed agreement for Subordinated loan with Societe Generale, Paris, for the amount of 8 million euro. The agreement was concluded for a period of 8 years. The subordinated loan is intended to align the regulatory requirements for the amount of capital adequacy of Ohridska Banka AD Skopje.

>Komercijalna Banka AD Skopje (ticker :KMB) announces that Mr. Simon Naumoski, member of the Bank's Supervisory Board, by the way of trade transaction has acquired 497 ordinary shares issued by Komercijalna banka AD Skopje.

Central Bank Information

Rates	overnight	1w	1m	3m
SKIBOR	2,20%	3,17%	4,14%	4,97%
	6m	9m	12m	
	5,46%	5,96%	6,42%	

Centr.Bank Bills	/	4,00%	/
Lombard Credit	5,50%		

Exchange Rates	buying r	middel r	selling r
EUR	61,1975	61,5050	61,8125
CHF	50,4098	50,6631	50,9164
GBP	71,1930	71,5507	71,9085
USD	45,9199	46,1507	46,3814

Macroeconomics data	2008	2009	2010	2011*
GDP grow (real)	5,00%	-0,90%	0,70%	3,50%
Inflation	8,30%	-0,80%	1,60%	3,00%
Unemployment rate	33,80%	32,20%	32,00%	30,80%
CPI	2,80%	-1,90%		
Credit Rating**				
short term debt		BB-	BB	
long term debt		BB-	BB-	

* forecast information

**Fitch and Standard&Poor's