



AUCTOR&HITA Daily MSE Report

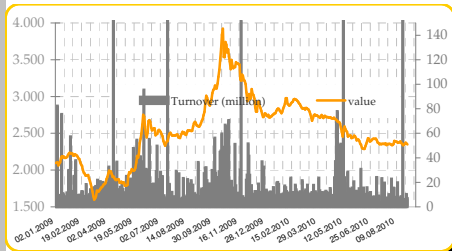
Tuesday 24.08.2010



Market performance

- The total MSE market turnover on 24.08.2010 was MKD 7.107.217 (or EUR 115.546).
- The Macedonian Stock Exchange indexes MBI-10 and MBID decreased by -0,48% and -0,10%, while index OMB increased by +0,10%.
- Daily winners: 9 losers: 9 and non-changed: 8
- The total number of traded shares was 19.721 shares realized in 86 transactions

▲ MBI-10 index

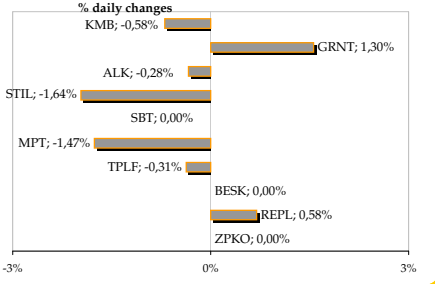


► MBI-10	
•daily change	▼ -0,48%
•5d change	▲ 0,18%
•30d change	▼ -0,13%
•12m change	▼ -22,01%
Last close value	2.348,27
Previous close value	2.359,62
Net change	-11,35

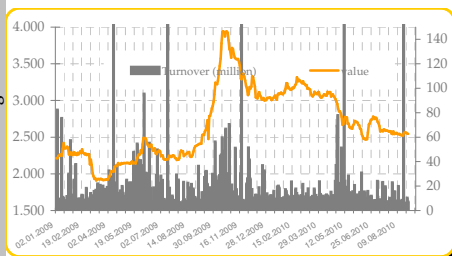
MBI-10 comments:

From 24.08.2010 trading with shares quoted on the MBI-10 index that faced an increase in the share prices were: Granit AD Skopje (+1,30% - MKD 600) and Replek AD Skopje (+0,58% - MKD 36.710). From 24.08.2010 trading with shares quoted on the MBI-10 index that faced a decrease in the share prices were: Komercijalna Banka AD Skopje (-0,58% - MKD 3.300), Alkaloid AD Skopje (-0,28% - MKD 3.850), Makstil AD Skopje (-1,64% - MKD 173), Makpetrol AD Skopje (-1,47% - MKD 26.072) and Toplikacija AD Skopje (-0,31% - MKD 3.500).

Members of Macedonian Index MBI-10



▲ MBID index

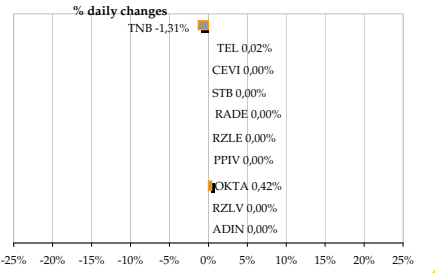


► MBID	
•daily change	▼ -0,10%
•5d change	▼ -0,68%
•30d change	▼ -1,34%
•12m change	▲ 13,82%
Last close value	2.544,91
Previous close value	2.547,37
Net change	-2,46

MBID comments:

From 24.08.2010 trading with shares quoted on the MBID index that faced an increase in the share prices were: Makedonski Telekom AD Skopje (+0,02% - MKD 400) and OKTA AD Skopje (+0,42% - MKD 1.900). From 24.08.2010 trading with shares quoted on the MBID index that faced a decrease in the share prices was only: NLB Tutunska Banka AD Skopje (-1,31% - MKD 3.750).

Members of Macedonian Index MBID



Daily Turnover	MKD	EUR
Official market turnover	5.728.763 MKD	€ 93.151
Regular market turnover	1.378.454 MKD	€ 22.414
Block transactions	0 MKD	€ 0
Mcap-official segment	31.986.970.641 MKD	€ 520.113.344
Mcap-JSC with special reporting obligations	85.100.619.163 MKD	€ 1.383.749.905

Regional Indexes

Market	Index	Value	Daily Change
NEX	Nex20	13.687,14	▼ -1,75%
MNT	Moste	489,55	▲ 0,37%
SASE	Sasx-10	890,90	▲ 0,29%
	Sasx-30	941,96	▲ 0,06%
BLSE	Birs	817,86	▼ -0,16%
	Firs	1.392,92	▼ -0,73%
ZSE	Crobex	1.860,94	▼ -0,84%
	Crobex 10	988,75	▼ -0,91%
BELEX	Belex15	628,73	▼ -0,47%
	Belexline	1.217,40	▼ -0,32%
LJSE	SBITOP	819,72	▼ -0,41%
	LJSEX	3.271,64	▼ -0,18%

▲ Top 5 winners

Ticker	average price	change%	turnover	quantity	transactions
TKST	3.000,00 MKD	22,45%	132.000 MKD	44	1
USJE	15.000,00 MKD	2,40%	75.000 MKD	5	1
GRNT	599,97 MKD	1,30%	179.990 MKD	300	4
ZELE	101,00 MKD	1,00%	7.979 MKD	79	3
REPL	36.710,00 MKD	0,58%	220.260 MKD	6	2

▼ Top 5 losers

Ticker	average price	change%	turnover	quantity	transactions
INTS	1.503,00 MKD	-18,76%	147.294 MKD	98	1
TTK	610,00 MKD	-4,69%	18.300 MKD	30	1
STIL	173,17 MKD	-1,64%	188.760 MKD	1.090	4
MPT	26.071,60 MKD	-1,47%	1.642.511 MKD	63	11
TNB	3.750,33 MKD	-1,31%	363.782 MKD	97	10

Top 10 turnovers

Ticker	first open price	last close price	turnover
MPT	26.300,00 MKD	26.001,00 MKD	1.642.511 MKD
KMB	3.300,00 MKD	3.300,00 MKD	1.121.870 MKD
ALK	3.856,00 MKD	3.860,00 MKD	820.130 MKD
SBT	2.651,00 MKD	2.650,00 MKD	477.015 MKD
RM01	96,40%	96,40%	422.897 MKD
TNB	3.751,00 MKD	3.750,00 MKD	363.782 MKD
TEL	400,00 MKD	396,00 MKD	353.896 MKD
RMIDEN09	79,60%	79,90%	238.531 MKD
REPL	36.710,00 MKD	36.710,00 MKD	220.260 MKD
PROD	1.600,00 MKD	1.600,00 MKD	192.000 MKD

MSE MARKET WATCHLIST

MBI-10 Stocks

Ticker	Sector	average daily price	daily turnover	% daily change	5 day change	30 day change	12m change	52 week high	52 week low
ALK	pharmaceutical industry	3.850 MKD	820.130 MKD	▼ -0,28%	▲ 0,01%	▲ 0,03%	▼ -15,08%	6.700 MKD	3.636 MKD
REPL	pharmaceutical industry	36.710 MKD	220.260 MKD	▲ 0,58%	▼ -2,11%	▲ 0,58%	▼ -22,72%	48.000 MKD	35.500 MKD
GRNT	construction industry	600 MKD	179.990 MKD	▲ 1,30%	▲ 0,69%	▼ -4,19%	▼ -3,84%	1.095 MKD	600 MKD
BESK	construction industry	7.550 MKD	0 MKD	∅ 0,00%	▲ 3,27%	▲ 0,67%	▼ -18,99%	18.000 MKD	7.310 MKD
KMB	banking sector	3.300 MKD	1.121.870 MKD	▼ -0,58%	▼ -2,95%	▲ 6,41%	▲ 70,32%	3.900 MKD	2.350 MKD
SBT	banking sector	2.650 MKD	477.015 MKD	∅ 0,00%	▲ 1,93%	▲ 3,73%	▼ -11,66%	4.938 MKD	2.500 MKD
ZPKO	food industry	2.224 MKD	0 MKD	∅ 0,00%	▲ 2,96%	▲ 3,44%	▼ -17,63%	5.490 MKD	2.100 MKD
STIL	metal and steel industry	173 MKD	188.760 MKD	▼ -1,64%	▲ 1,86%	▼ -4,19%	▲ 4,32%	420 MKD	150 MKD
TPLF	services	3.500 MKD	157.500 MKD	▼ -0,31%	▼ -4,11%	▼ -1,59%	▼ -10,16%	6.639 MKD	3.490 MKD
MPT	trading	26.072 MKD	1.642.511 MKD	▼ -1,47%	▲ 0,28%	▼ -3,62%	▼ -6,59%	55.499 MKD	25.000 MKD

MSE Stocks

Ticker	Sector	average daily price	daily turnover	% daily change	5 day change	30 day change	12m change	52 week high	52 week low
OHB	banking sector	1.918 MKD	0 MKD	∅ 0,00%	▲ 1,87%	▼ -1,13%	▲ 9,30%	3.200 MKD	1.800 MKD
TNB	banking sector	3.750 MKD	363.782 MKD	▼ -1,31%	▼ -1,31%	▼ -1,79%	▼ -6,27%	5.801 MKD	3.699 MKD
STB	banking sector	219 MKD	0 MKD	∅ 0,00%	▲ 14,06%	▲ 8,81%	▼ -0,29%	442 MKD	185 MKD
PPIV	beverage industry	10.000 MKD	0 MKD	∅ 0,00%	▼ -0,01%	▼ -4,76%	▲ 33,33%	15.000 MKD	7.300 MKD
ZTVR	food industry	1.700 MKD	25.500 MKD	▼ -0,06%	∅ 0,00%	▼ -2,86%	▼ -35,21%	3.300 MKD	1.750 MKD
RZLE	metal and steel industry	131 MKD	0 MKD	∅ 0,00%	▼ -6,43%	▼ -6,43%	▲ 19,09%	339 MKD	105 MKD
RZLV	metal and steel industry	133 MKD	0 MKD	∅ 0,00%	▼ -0,41%	▼ -0,43%	▲ 10,87%	335 MKD	101 MKD
RZUS	services	250 MKD	0 MKD	∅ 0,00%	▲ 0,09%	▲ 3,29%	▲ 4,38%	639 MKD	213 MKD
MKSD	services	281 MKD	0 MKD	∅ 0,00%	∅ 0,00%	∅ 0,00%	▼ -19,71%	612 MKD	280 MKD
TEL	services	400 MKD	353.896 MKD	▲ 0,02%	▼ -1,45%	▼ -5,06%	▲ 3,86%	530 MKD	375 MKD
MTUR	services	2.400 MKD	0 MKD	∅ 0,00%	∅ 0,00%	▲ 0,01%	▼ -14,29%	3.942 MKD	2.351 MKD
SPAZ	trading	8.000 MKD	0 MKD	∅ 0,00%	▲ 0,06%	▲ 0,01%	▼ -20,00%	14.427 MKD	7.000 MKD
TETE	industry	580 MKD	0 MKD	∅ 0,00%	∅ 0,00%	∅ 0,00%	▲ 28,32%	1.263 MKD	450 MKD
CEVI	industry	750 MKD	86.250 MKD	∅ 0,00%	∅ 0,00%	▲ 1,90%	▼ -48,24%	2.200 MKD	643 MKD

Headlines

>Ohridska Banka AD Ohrid - Societe Generale Group (ticker: OHB) published Information on approval of the 11th shares issue of Ohridska Banka AD Ohrid. On 11.08.2010 the Securities and Exchange Commission issued a Resolution giving consent for the issuance of 116.037 common shares from the 11th shares issue of Ohridska banka AD Ohrid, with selling price per share of 2.650.00 denars, in total

Central Bank Information

Rates	overnight	1w	1m	3m
SKIBOR	3,20%	4,26%	5,12%	6,11%
MKDONIA	2,70%			
Centr.Bank Bills	/	/	4,50%	/
Lombard Credit	6,00%			

Exchange Rates	buying r	middel r	selling r
EUR	61,2024	61,5100	61,8175
CHF	46,5064	46,7401	46,9738
GBP	74,9204	75,2969	75,6733
USD	48,1757	48,4178	48,6599

Macroeconomics data	2008	2009	2010*
GDP grow (real)	4,90%	-0,50%	2,20%
Inflation	8,30%	-0,80%	1,00%
Unemployment rate	33,80%	31,15%	/
CPI	2,80%	-1,90%	
Credit Raiting**			
short term debt	BB-	BB	
long term debt	BB-	BB-	

* forecast information
**Fitch and Standard&Poor's

While every effort has been made to ensure the accuracy and timeliness of the material contained in this document, it is neither a comprehensive review of the subject matter covered nor a substitute for specific professional advice. AUCTOR&HITA BROKERI AD Skopje provides this material for information purposes, without legal responsibility, and it does not constitute legal or other professional advice. The information contained herein is subject to change without notice. This is not a prospectus or an offer or invitation to acquire securities or assets and we accept no responsibility for loss nor any claims of profits which may arise from reliance on information contained.